

## Model Name: GA-Z97X-Gaming G1 WIFI-BK Rev 1.0

SHEET

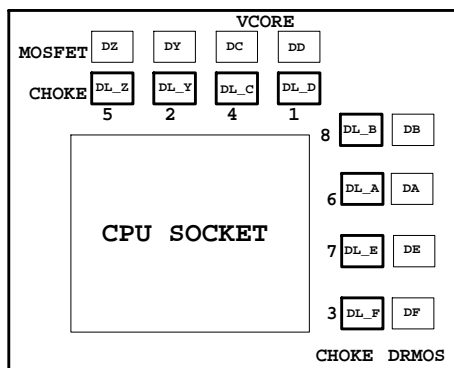
TITLE

01	COVER SHEET
02	BOM & PCB MODIFY HISTORY
03	BLOCK DIAGRAM
04	CPU_LGA1155-A
05	CPU_LGA1155-B
06	CPU_LGA1155-C
07	DDR III CHANNEL A
08	DDR III CHANNEL B
09	PCH_FDI,DMI,USB,PCIE
10	PCH_DP,CLK BUFFER
11	PCH_HOST,SATA,PCI
12	PCH_GPIO,CTRL,AUDIO
13	PCH_PWR,GND
14	DVI / DP
15	R_USB3 / HDMI
16	PLX8605
17	PCI EXPRESS*1 SLOTS X3
18	Dual BIOS
19	CT9570 Audio
20	Audio Connect
21	Audio Power
22	IR3580 PWM
23	IR3598-VCORE
24	IR3570_DDR PWM
25	IR3598-DDR
26	DISCRETE POWER I
27	DISCRETE POWER II
28	I/O ITE8620
29	FP,F_USB,BZ
30	USB DAC-UP , PS2
31	ATX POWER
32	RST, PWR, CLR_CMOS, 80 PORT
33	LAN E2201
34	INTEL I217

SHEET

TITLE

35	RENESAS USB3 HUB-1
36	RENESAS USB3 HUB-1
37	F_USB3.0 , SATA EXPRESS
38	IT8790
39	FAN CTRL
40	PCIEx16(x8) REFCLK
41	PCI EXPRESS*16_2 SLOT
42	PCI EXPRESS X16 SWITCH_2
43	PCI EXPRESS*8_2 SLOT
44	PCI EXPRESS*16_1 SLOT
45	PCI EXPRESS X16 SWITCH_1
46	PCI EXPRESS*8_1 SLOT
47	PEX8747S UPSTREAM & MISC
48	PEX8747S DOWNSTREAM SLOTS
49	PEX8747S STRAP & CPLD INTF
50	PEX8747S POWER
51	PEX8747 POWER DESIGN
52	Marvell 9172 1
53	Marvell 9172 2
54	TABLE LIST



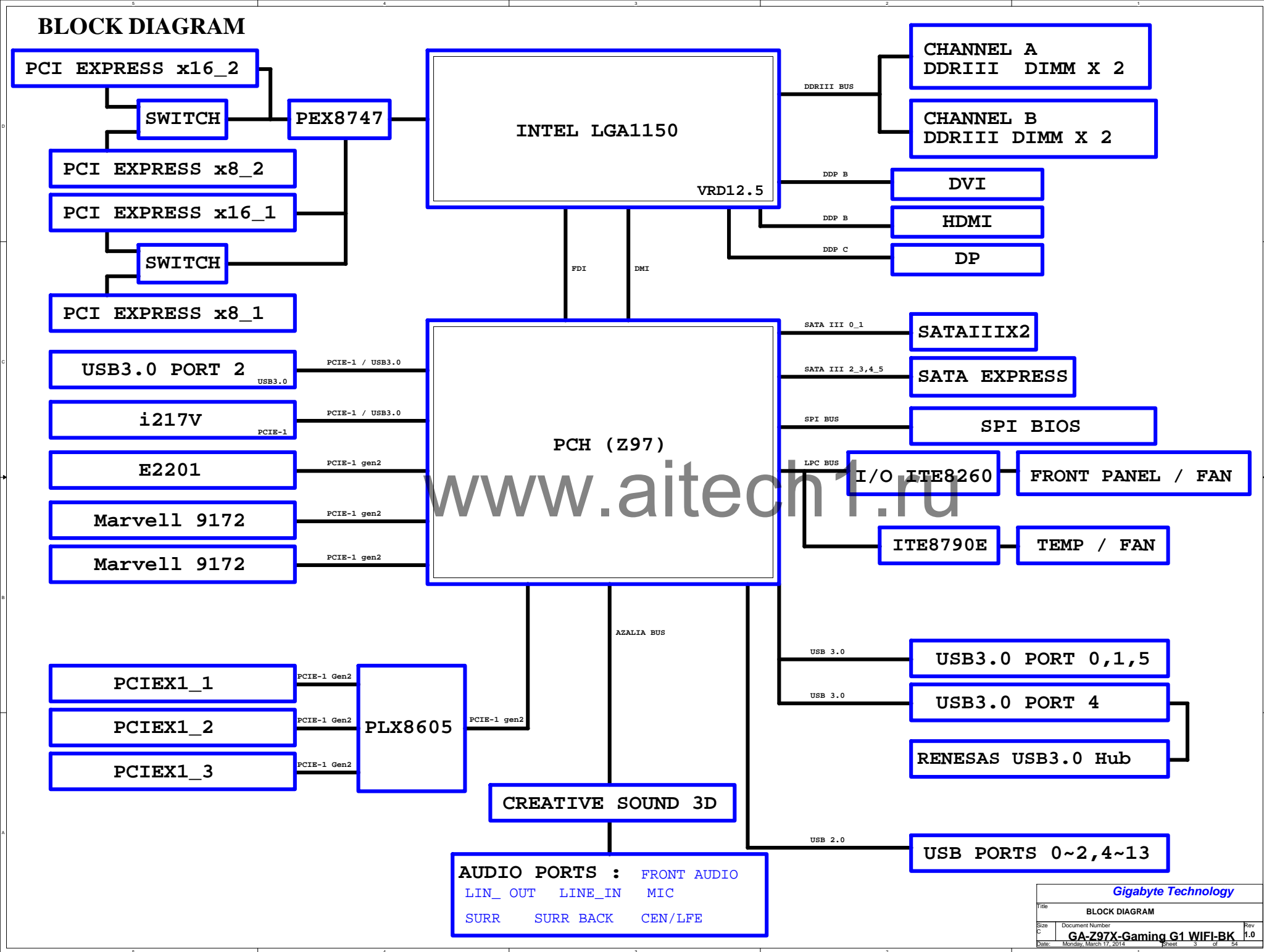
Gigabyte Technology

Title			Cover Sheet
Size	Document Number	Rev	
Custom	GA-Z97X-Gaming G1 WIFI-BK	1.0	
Date	Monday, March 17, 2014	Effect	1 of 54

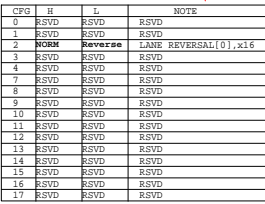
## Component value change history

[illegible][illegible][illegible]

# BLOCK DIAGRAM



(E)



CFG 0-17 all internal PULL-UP

(D)



HASWELL/[10SC1-F01150-01R]

(c)



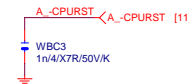
W=12 mil out of CPU  
S=15 mil out of CPU

PY EXP A\_TXP[0..15] >> PY\_EXP\_A\_TXP[0..15] [47]  
 PY EXP A\_TXN[0..15] >> PY\_EXP\_A\_TXN[0..15] [47]  
 PY EXP RXP[0..15] >> PY\_EXP\_RXP[0..15] [47]  
 PY EXP RXN[0..15] >> PY\_EXP\_RXN[0..15] [47]

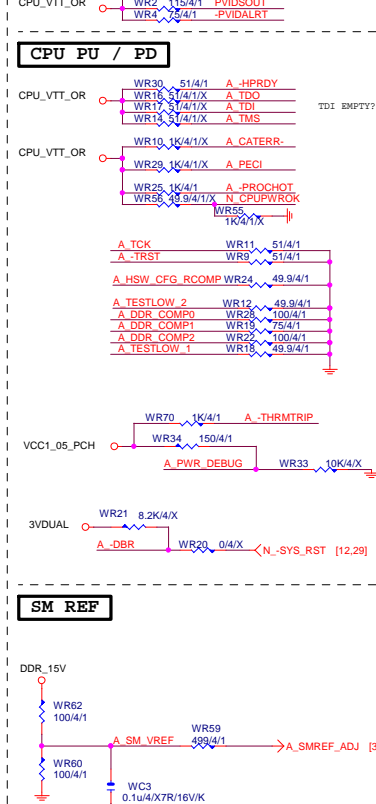
THRMTrip DISABLE



## -CPURST



## CPU SVID



SM	REF
----	-----

Title				
CPU LGA1150-A				
Size	Custom	Document Number	Rev	
		<b>GA-297X-Gaming G1 WIFI-BK</b>	1.0	
Date:	Monday, March 17, 2014		Sheet	4 of 54

**CPU LGA1150-A**

Size	Document Number	Rev
Custom	<b>GA-Z97X-Gaming G1 WIFI-BK</b>	1.0
Date:	Monday, March 17, 2014	Sheet 4 of 54

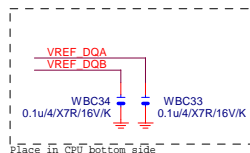
LGA1150A

MAAA0	AU13	DDR0_MA0	DDR0_DQ0	AD38	MDA0
MAAA1	AV16	DDR0_MA1	DDR0_DQ1	AD39	MDA1
MAAA2	AU16	DDR0_MA2	DDR0_DQ2	AF38	MDA2
MAAA3	AW17	DDR0_MA3	DDR0_DQ3	AF39	MDA3
MAAA4	AU17	DDR0_MA3	DDR0_DQ3	AD37	MDA4
MAAA5	AW18	DDR0_MA4	DDR0_DQ4	AD40	MDA5
MAAA6	AV17	DDR0_MA5	DDR0_DQ5	AF37	MDA6
MAAA7	AT18	DDR0_MA6	DDR0_DQ6	AF40	MDA7
MAAA8	AU18	DDR0_MA7	DDR0_DQ7	AF40	MDA9
MAAA9	AT19	DDR0_MA8	DDR0_DQ8	AD39	MDA13
MAAA10	AW11	DDR0_MA9	DDR0_DQ9	AK38	MDA10
MAAA11	AV19	DDR0_MA10	DDR0_DQ10	AK39	MDA11
MAAA12	AU19	DDR0_MA11	DDR0_DQ11	AH37	MDA12
MAAA13	AY10	DDR0_MA12	DDR0_DQ12	AH38	MDA8
MAAA14	AT20	DDR0_MA13	DDR0_DQ13	AK37	MDA14
MAAA15	AU21	DDR0_MA14	DDR0_DQ14	AK40	MDA15
		DDR0_MA15	DDR0_DQ15	AK40	MDA17
MODT_A0	AW10	DDR0_ODT0	DDR0_DQ16	AM40	MDA17
MODT_A1	AY8	DDR0_ODT1	DDR0_DQ17	AM39	MDA16
MODT_A2	AW9	DDR0_ODT2	DDR0_DQ18	AP38	MDA18
MODT_A3	AU8	DDR0_ODT3	DDR0_DQ19	AP39	MDA19
			DDR0_DQ20	AM37	MDA20
			DDR0_DQ21	AM38	MDA16
			DDR0_DQ22	AP37	MDA22
			DDR0_DQ23	AP40	MDA23
			DDR0_DQ24	AV37	MDA25
			DDR0_DQ25	AV37	MDA29
			DDR0_DQ26	AU35	MDA26
			DDR0_DQ27	AV35	MDA27
			DDR0_DQ28	AT37	MDA28
			DDR0_DQ29	AU37	MDA24
			DDR0_DQ30	AT35	MDA30
			DDR0_DQ31	AW35	MDA31
			DDR0_DQ32	AM38	MDA37
			DDR0_DQ33	AU6	MDA37
			DDR0_DQ34	AY4	MDA34
			DDR0_DQ35	AU4	MDA35
			DDR0_DQ36	AW6	MDA36
			DDR0_DQ37	AV6	MDA32
			DDR0_DQ38	AW4	MDA38
			DDR0_DQ39	AY4	MDA39
			DDR0_DQ40	AR1	MDA41
			DDR0_DQ41	AR4	MDA45
			DDR0_DQ42	AN3	MDA42
			DDR0_DQ43	AN4	MDA43
			DDR0_DQ44	AR2	MDA44
			DDR0_DQ45	AR3	MDA40
			DDR0_DQ46	AN2	MDA46
			DDR0_DQ47	AN1	MDA47
			DDR0_DQ48	AL1	MDA49
			DDR0_DQ49	AL4	MDA53
			DDR0_DQ50	AJ3	MDA50
			DDR0_DQ51	AJ4	MDA51
			DDR0_DQ52	AL3	MDA48
			DDR0_DQ53	AJ2	MDA54
			DDR0_DQ54	AJ1	MDA55
			DDR0_DQ55	AG1	MDA57
			DDR0_DQ56	AG4	MDA61
			DDR0_DQ57	AE3	MDA58
			DDR0_DQ58	AE4	MDA59
			DDR0_DQ59	AG2	MDA60
			DDR0_DQ60	AG3	MDA56
			DDR0_DQ61	AE2	MDA62
			DDR0_DQ62	AE1	MDA63
			DDR0_DQ63	AE39	DQSA0
			DDR0_DQ64	AJ39	DQSA1
			DDR0_DQ65	AN39	DQSA2
			DDR0_DQ66	AV36	DQSA3
			DDR0_DQ67	AV5	DQSA4
			DDR0_DQ68	AP3	DQSA5
			DDR0_DQ69	AK3	DQSA6
			DDR0_DQ70	AF3	DQSA7
			DDR0_DQ71	AV32	DQSA0
			DDR0_DQ72	AE38	DQSA1
			DDR0_DQ73	AJ38	DQSA2
			DDR0_DQ74	AN38	DQSA3
			DDR0_DQ75	AU36	DQSA4
			DDR0_DQ76	AW5	DQSA5
			DDR0_DQ77	AP2	DQSA6
			DDR0_DQ78	AK2	DQSA7
			DDR0_DQ79	AF2	DQSA7
			DDR0_DQ80	AU32	DQSA7

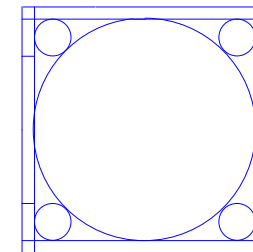
HASWELL[10SC1-F01150-01R]

LGA1150B

MAAB0	AL19	DDR1_MA0	DDR1_DQ0	AE34	MDB0
MAAB1	AK23	DDR1_MA1	DDR1_DQ1	AE35	MDB1
MAAB2	AM22	DDR1_MA2	DDR1_DQ2	AG35	MDB2
MAAB3	AM23	DDR1_MA3	DDR1_DQ3	AH35	MDB3
MAAB4	AP23	DDR1_MA4	DDR1_DQ4	AD34	MDB4
MAAB5	AL23	DDR1_MA4	DDR1_DQ4	AD35	MDB5
MAAB6	AY24	DDR1_MA5	DDR1_DQ5	AG34	MDB6
MAAB7	AV25	DDR1_MA6	DDR1_DQ6	AH34	MDB7
MAAB8	AU25	DDR1_MA7	DDR1_DQ7	AL34	MDB8
MAAB9	AW25	DDR1_MA8	DDR1_DQ8	AL35	MDB9
MAAB10	AP18	DDR1_MA9	DDR1_DQ9	AK31	MDB10
MAAB11	AY25	DDR1_MA10	DDR1_DQ10	AL31	MDB11
MAAB12	AV26	DDR1_MA11	DDR1_DQ11	AK34	MDB12
MAAB13	AR15	DDR1_MA12	DDR1_DQ12	AK35	MDB13
MAAB14	AV27	DDR1_MA13	DDR1_DQ13	AK32	MDB14
MAAB15	AY28	DDR1_MA14	DDR1_DQ14	AL32	MDB15
		DDR1_MA15	DDR1_DQ15	AN34	MDB17
MODT_B0	AM17	DDR1_ODT0	DDR1_DQ16	AP34	MDB21
MODT_B1	AL16	DDR1_ODT1	DDR1_DQ17	AN31	MDB19
MODT_B2	AM16	DDR1_ODT2	DDR1_DQ18	AP31	MDB23
MODT_B3	AK15	DDR1_ODT3	DDR1_DQ19	AN35	MDB20
			DDR1_DQ20	AN35	MDB20
			DDR1_DQ21	AN32	MDB19
			DDR1_DQ22	AP32	MDB22
			DDR1_DQ23	AP32	MDB22
			DDR1_DQ24	AM29	MDB25
			DDR1_DQ25	AM28	MDB28
			DDR1_DQ26	AR29	MDB27
			DDR1_DQ27	AR28	MDB30
			DDR1_DQ28	AL29	MDB24
			DDR1_DQ29	AL28	MDB29
			DDR1_DQ30	AP29	MDB26
			DDR1_DQ31	AP28	MDB31
			DDR1_DQ32	AR12	MDB32
			DDR1_DQ33	AP12	MDB33
			DDR1_DQ34	AL13	MDB34
			DDR1_DQ35	AL12	MDB35
			DDR1_DQ36	AR13	MDB36
			DDR1_DQ37	AP13	MDB37
			DDR1_DQ38	AM13	MDB38
			DDR1_DQ39	AM12	MDB39
			DDR1_DQ40	AR9	MDB45
			DDR1_DQ41	AP9	MDB41
			DDR1_DQ42	AR6	MDB47
			DDR1_DQ43	AP6	MDB43
			DDR1_DQ44	AR10	MDB44
			DDR1_DQ45	AP10	MDB40
			DDR1_DQ46	AR7	MDB46
			DDR1_DQ47	AP7	MDB42
			DDR1_DQ48	AM9	MDB52
			DDR1_DQ49	AL9	MDB53
			DDR1_DQ50	AL6	MDB50
			DDR1_DQ51	AL7	MDB55
			DDR1_DQ52	AM10	MDB48
			DDR1_DQ53	AM6	MDB54
			DDR1_DQ54	AM7	MDB51
			DDR1_DQ55	AR6	MDB61
			DDR1_DQ56	AR6	MDB60
			DDR1_DQ57	AE7	MDB59
			DDR1_DQ58	AE7	MDB63
			DDR1_DQ59	AJ7	MDB56
			DDR1_DQ60	AJ7	MDB57
			DDR1_DQ61	AF6	MDB58
			DDR1_DQ62	AF7	MDB62
			DDR1_DQ63	AF35	DQSB0
			DDR1_DQ64	AL33	DQSB1
			DDR1_DQ65	AP33	DQSB2
			DDR1_DQ66	AN28	DQSB3
			DDR1_DQ67	AN12	DQSB4
			DDR1_DQ68	AP8	DQSB5
			DDR1_DQ69	AL8	DQSB6
			DDR1_DQ70	AG7	DQSB7
			DDR1_DQ71	AN25	DQSB8
			DDR1_DQ72	AF34	DQSB0
			DDR1_DQ73	AK33	DQSB1
			DDR1_DQ74	AN33	DQSB2
			DDR1_DQ75	AN29	DQSB3
			DDR1_DQ76	AN13	DQSB4
			DDR1_DQ77	AR8	DQSB5
			DDR1_DQ78	AM8	DQSB6
			DDR1_DQ79	AG6	DQSB7
			DDR1_DQ80	AN26	DQSB7



HASWELL[10SC1-F01150-01R]

LGA1150  
ILM\_BP/1156/BKN/12KRC-0F0001-61R

Need check the new CPU ME

DDR BUS


[7]	MODT_A[0..3]	←	MODT_A10_31
[8]	MODT_B[0..3]	←	MODT_B10_31
[7]	MDA[0..63]	←	MDA10_631
[8]	MDB[0..63]	←	MDB10_631
[7]	DQSA[0..7]	←	DQSA10_71
[7]	-DQSA[0..7]	←	-DQSA10_71
[7]	MAAA[0..15]	←	MAAA10_151
[8]	MAAB[0..15]	←	MAAB10_151
[8]	DQSB[0..7]	←	DQSB10_71
[8]	-DQSB[0..7]	←	-DQSB10_71

Gigabyte Technology

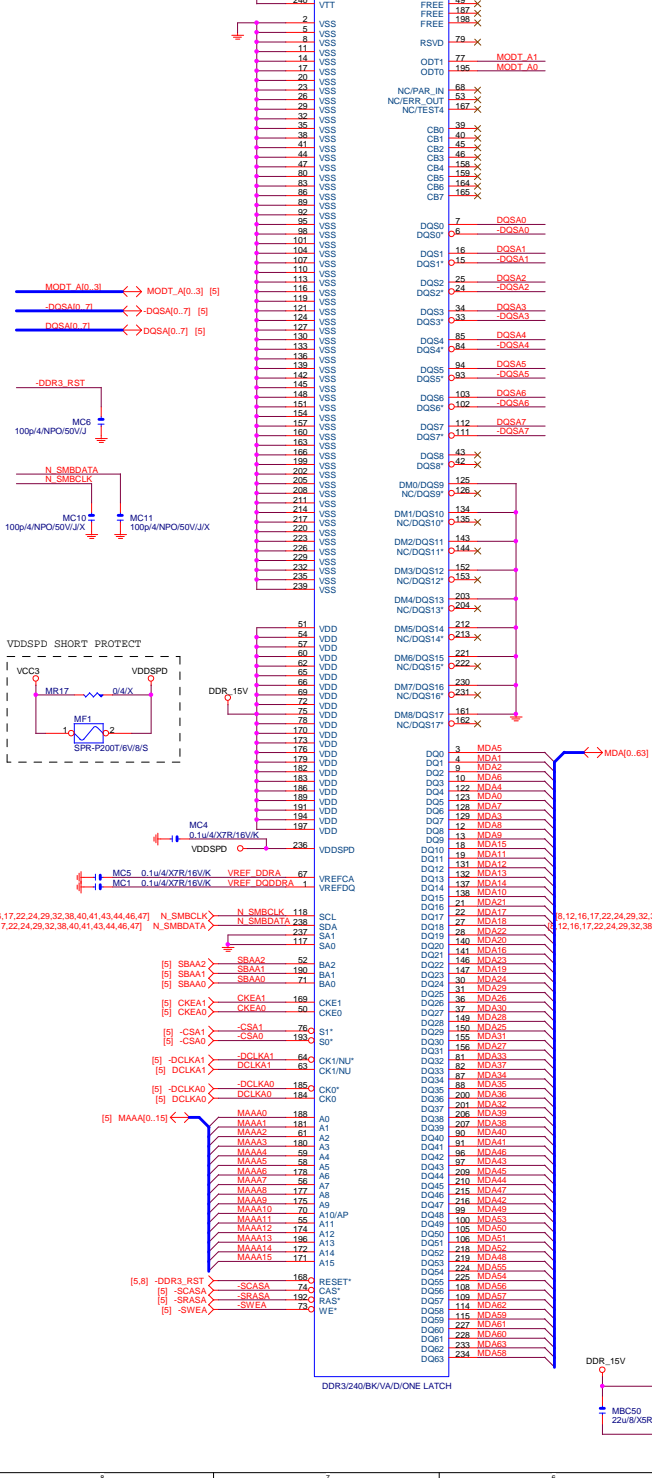
Title				CPU LGA1150-B			
Size				Document Number			
Custom				Rev			
Date:				Monday, March 17, 2014			
Sheet				5 of 54			

GA-Z97X-Gaming G1 WIFI-BK

# LGA1150 (J,F,G,I,H)



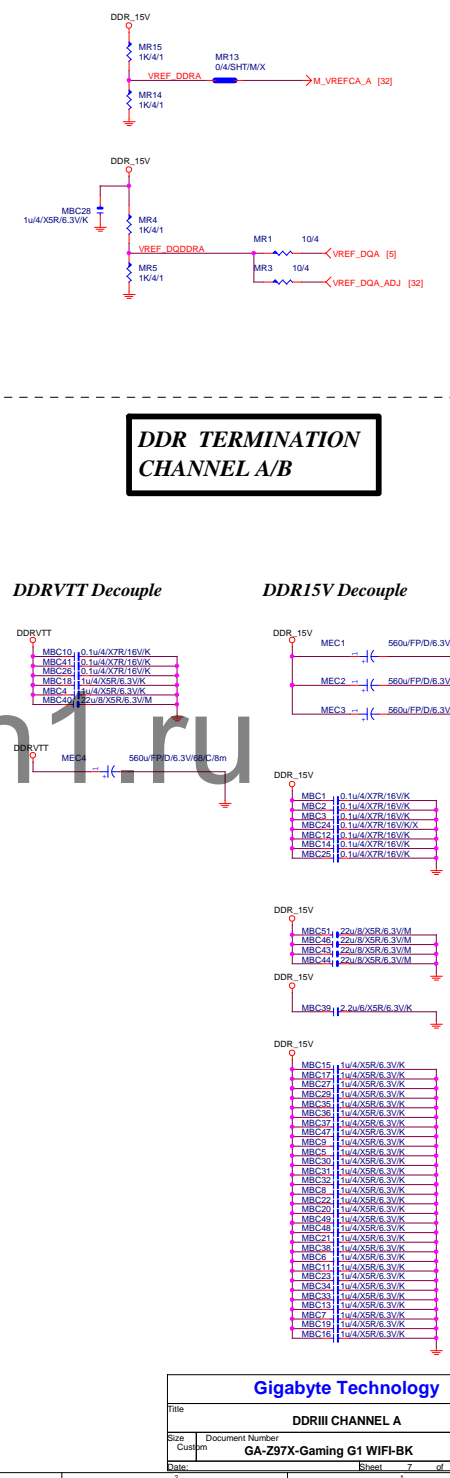
DDR3 (A)



DDR3

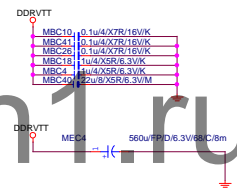


DDR3 VREF

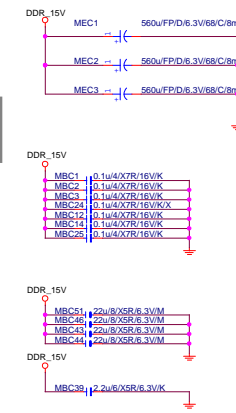


DDR TERMINATION CHANNEL A/B

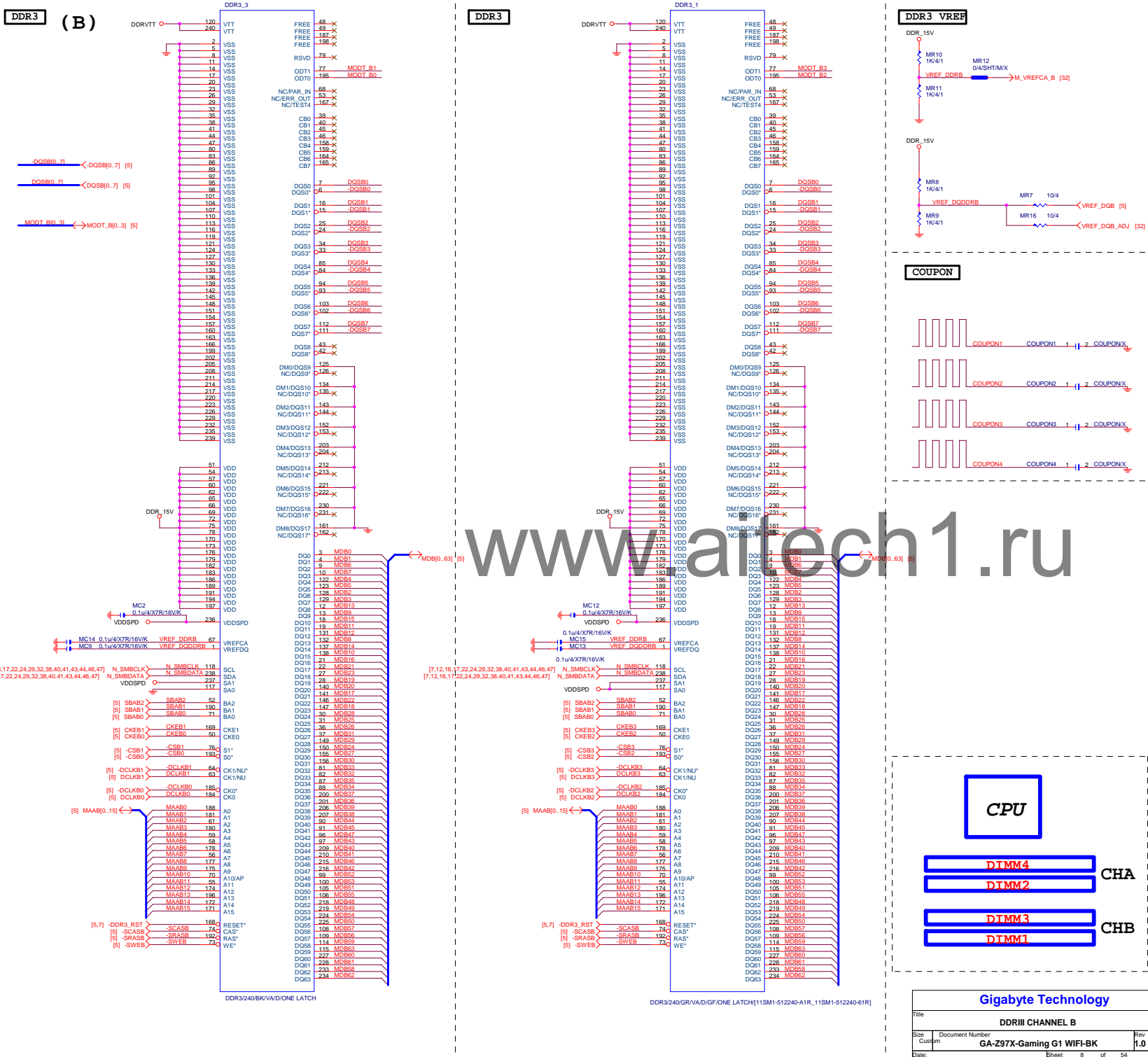
DDRVTT Decouple




DDR15V Decouple



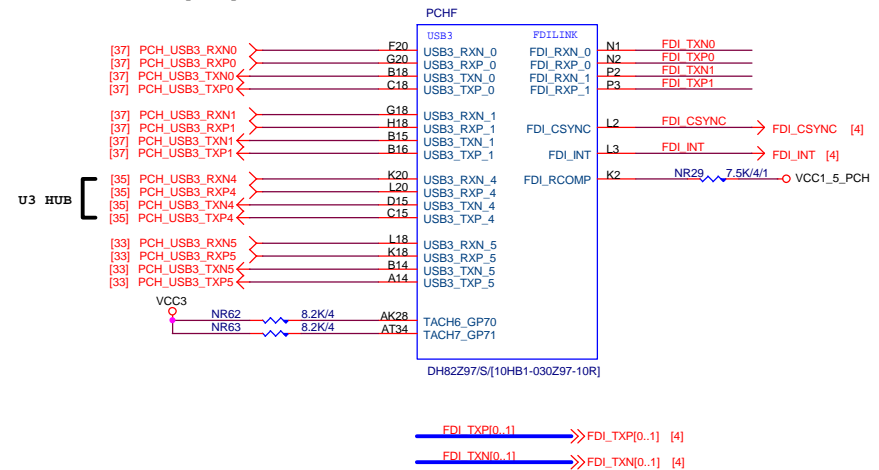
Gigabyte Technology			
Title	DDR3 CHANNEL A		
Size	Document Number	Rev	
Custom	GA-Z97X-Gaming G1 WIFI-BK	1.0	
Date:		Sheet	7 of 54



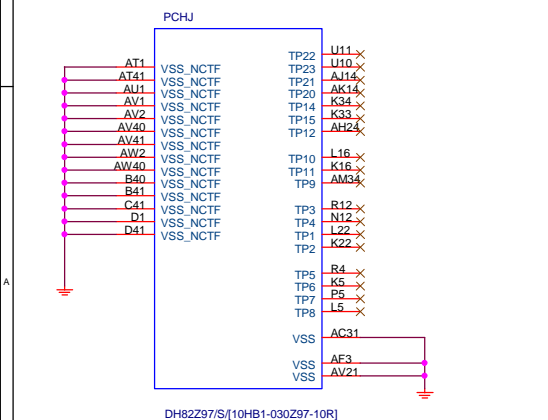
**PCH (B)**



**PCH (F)**



**PCH (J)**

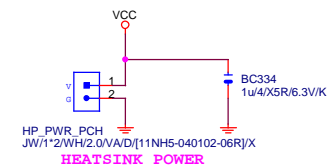
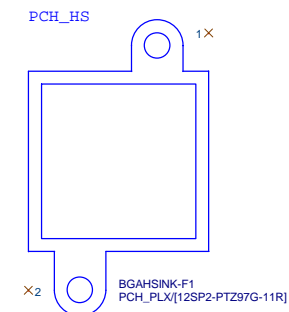


## USB TABLE


```
OC[3:0]# for Device 29 (ports 0-7)
OC[7:4]# for Device 26 (ports 8-13)
```

USB3	00 01	04	05	F_USB1	F_USB2
USB2	00 01	04	05	02 03	06 07
OC	OC0	D720210_Hub1	D720210_Hub2	OC_F	

## PCH Heatsink



(E)

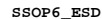


**(G)**



X1 TAL 25MHz 須參考 GND  
CRYSTAL/TRACE 週邊不要有訊號, VIA 靠近  
走線遠離其他 40mil 以上

## VGA ESD



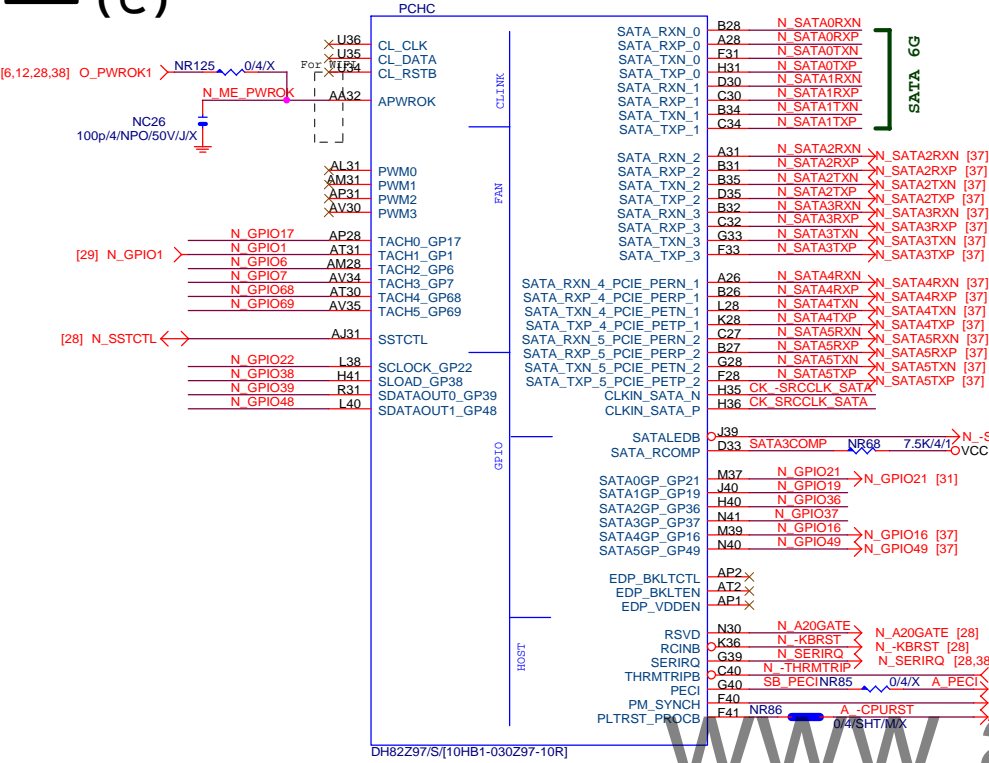
## VGA DDC



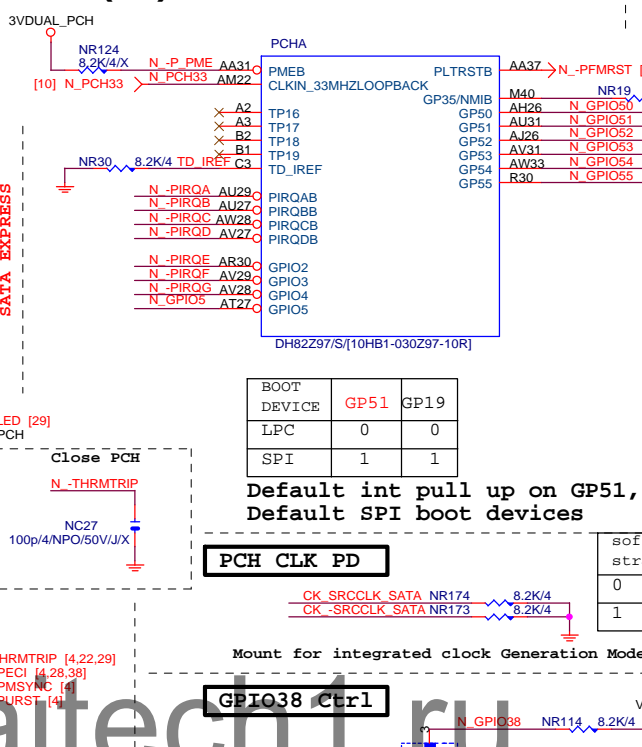
Close to Filter



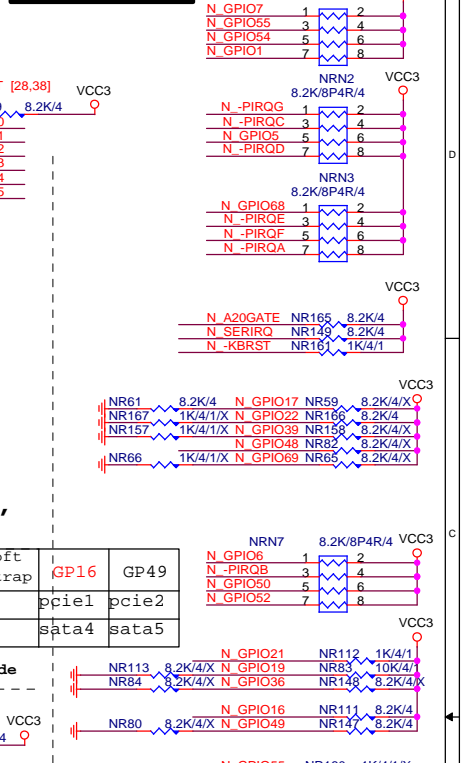
PCH (C)



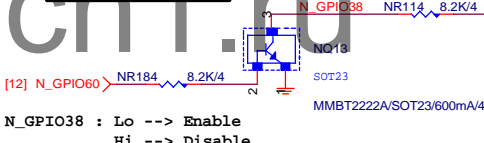
PCH (A)



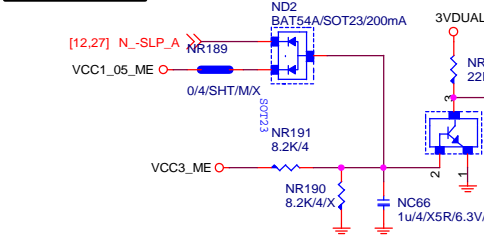
PCH PU / PD



GPIO38 Ctrl

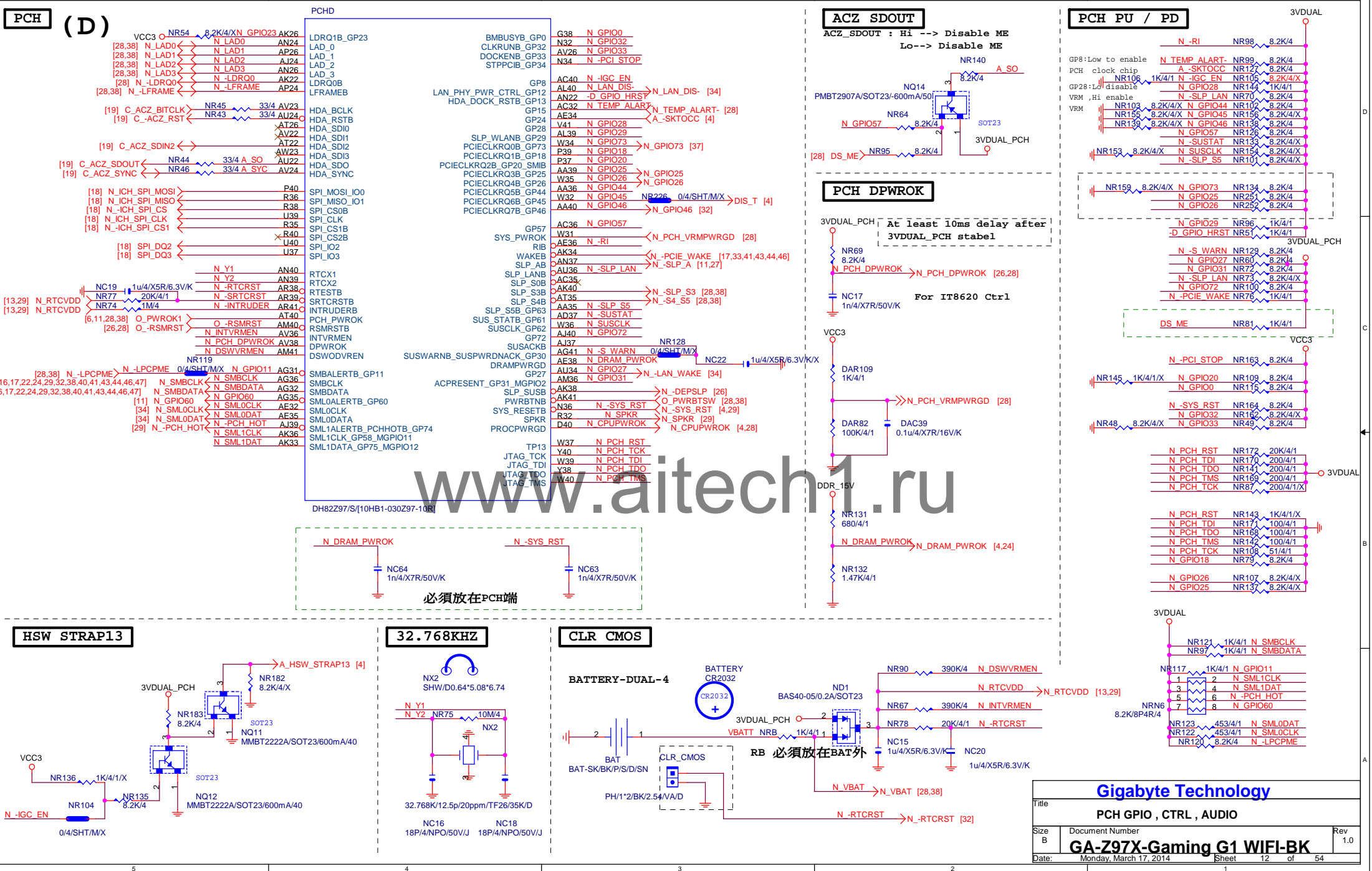


ME PWROK



Gigabyte Technology

Title			
PCH HOST , SATA, PCI			
Size	Document Number	Rev	
Custom	GA-Z97X-Gaming G1 WIFI-BK	1.0	
Date:	Monday, March 17, 2014	Sheet	11 of 54



www.aitech1.ru

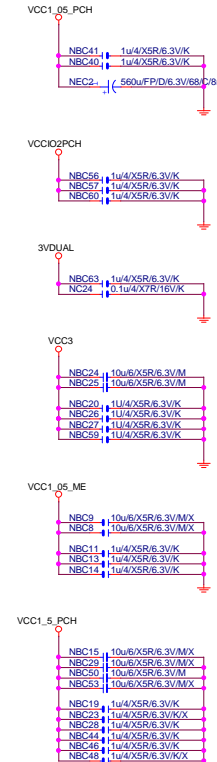
(H)



## 3VDUAL PCH

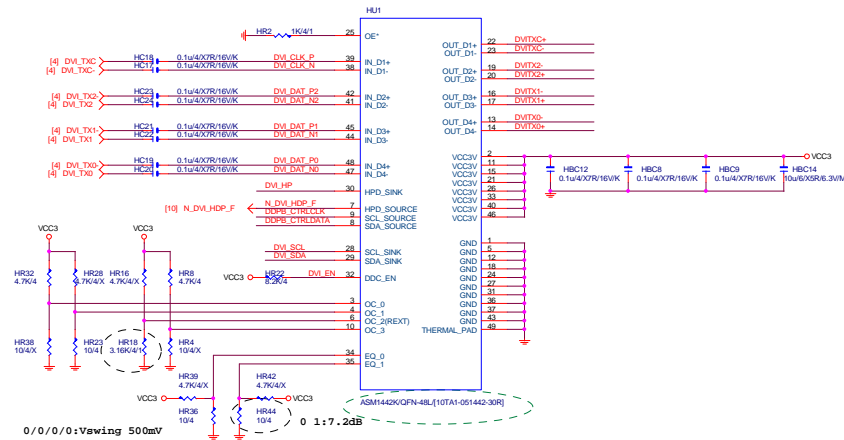


SHT	PWR
-----	-----

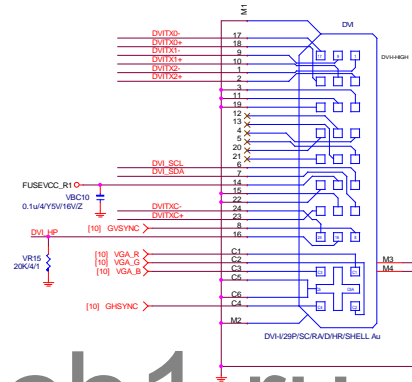
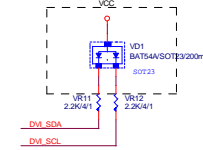


(I)

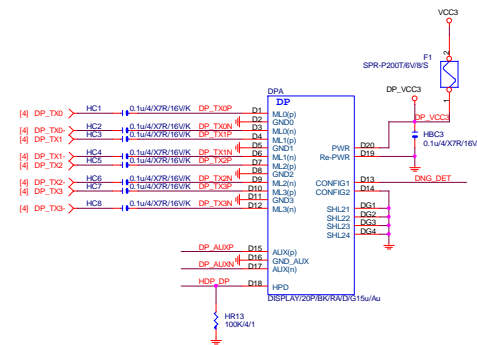
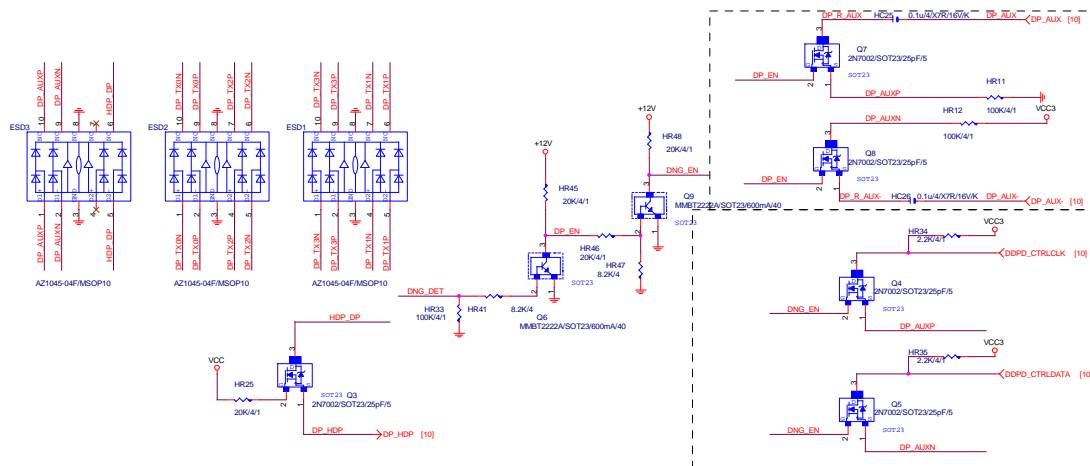
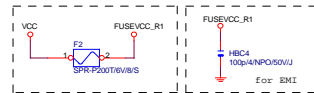


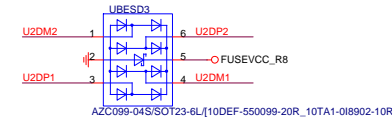
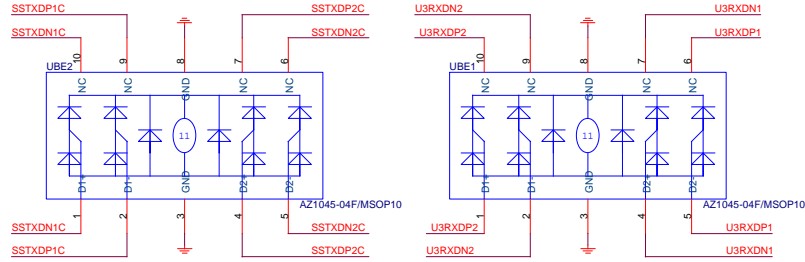
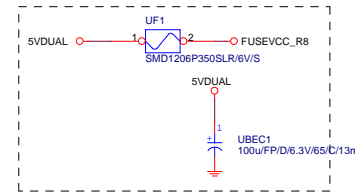
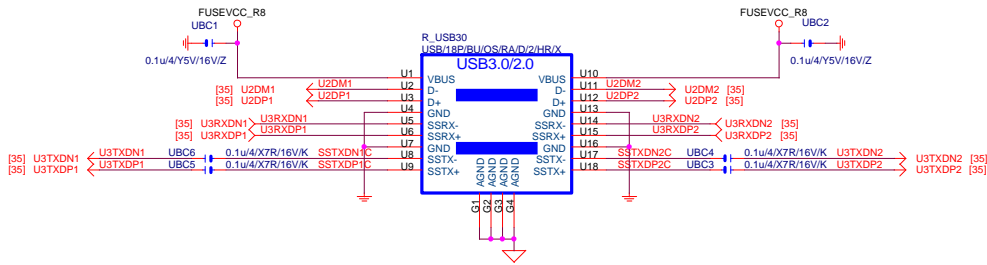


# R&D技術通報 162

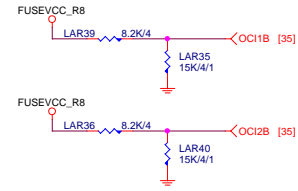


www.aitech1.ru

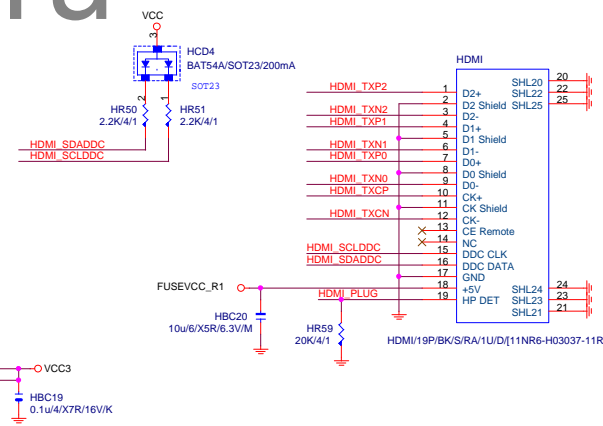
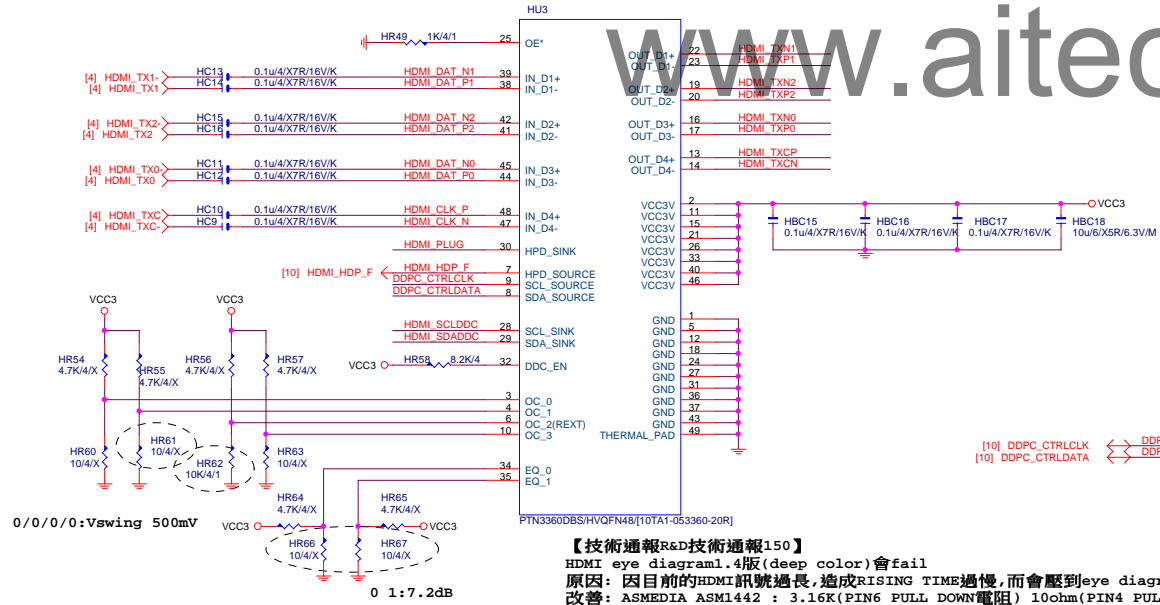




Close to connector




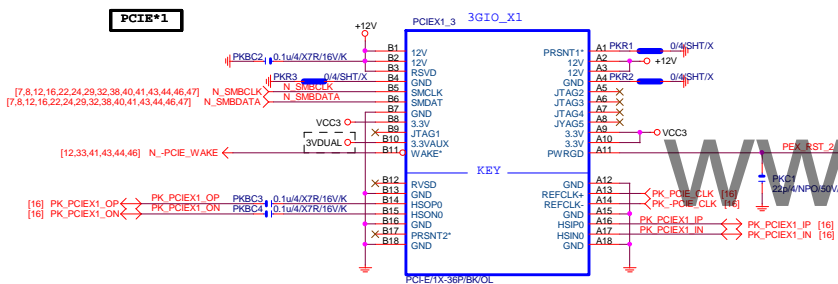
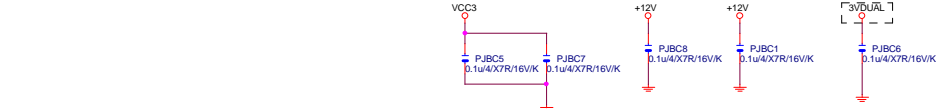
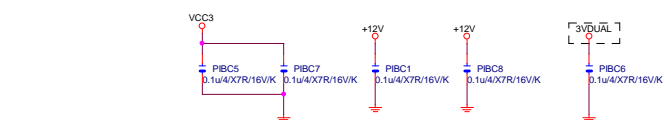
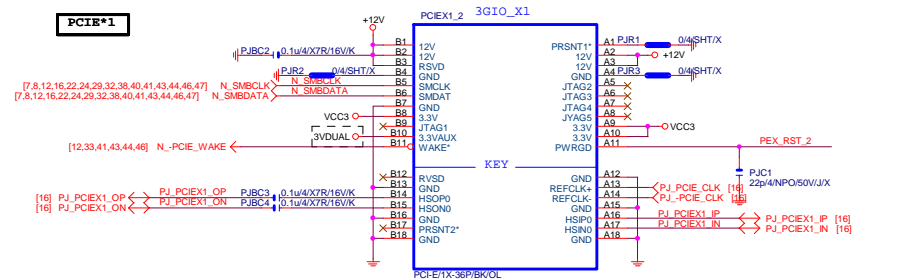
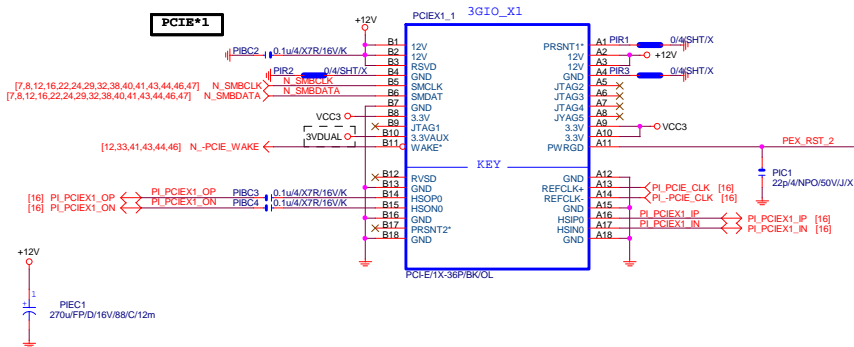
www.aitech1.ru



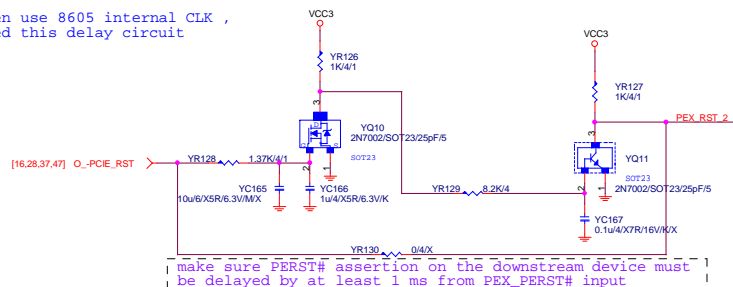
【技術通報R&D技術通報150】  
HDMI eye diagram1.4版(deep color)會fail  
原因: 因目前的HDMI訊號過長,造成RISING TIME過慢,而會壓到eye diagram  
改善: ASMedia ASM1442 : 3.16K(PIN6 PULL DOWN電阻) 10ohm(PIN4 PULL DOWN電阻)

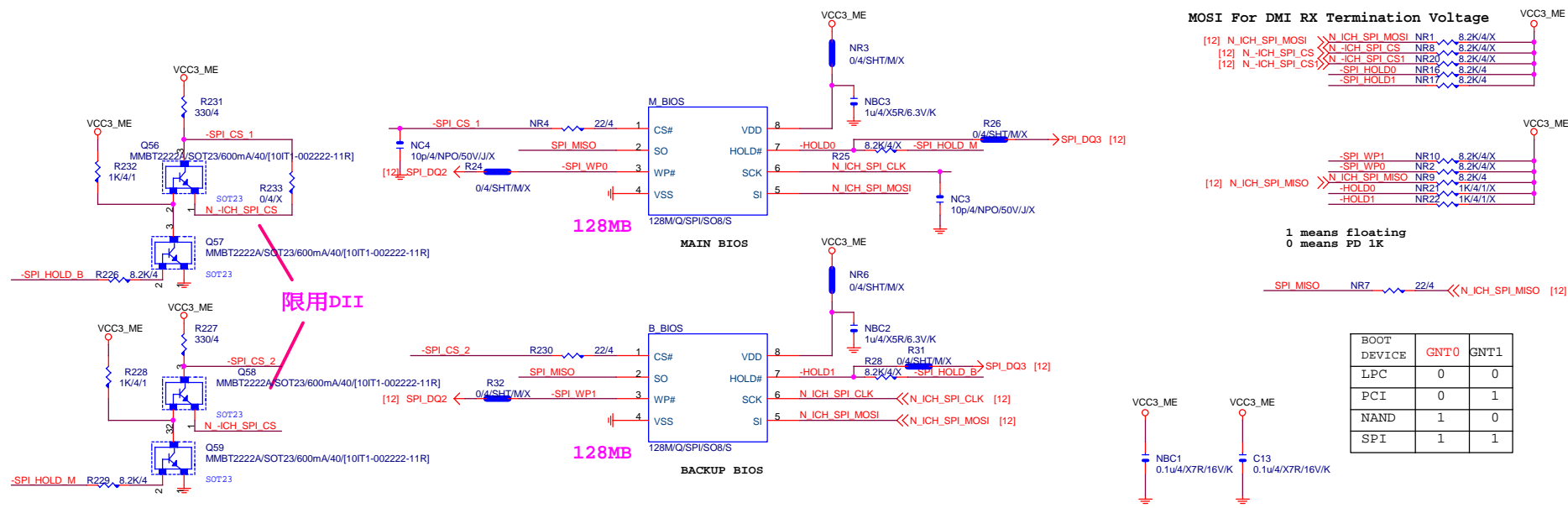
Gigabyte Technology			
USB3 / HDMI			
Title	Document Number	Rev	
Size	Custom	GA-Z97X-Gaming G1 WIFI-BK	1.0
Date:	Monday, March 17, 2014	Sheet	15 of 54





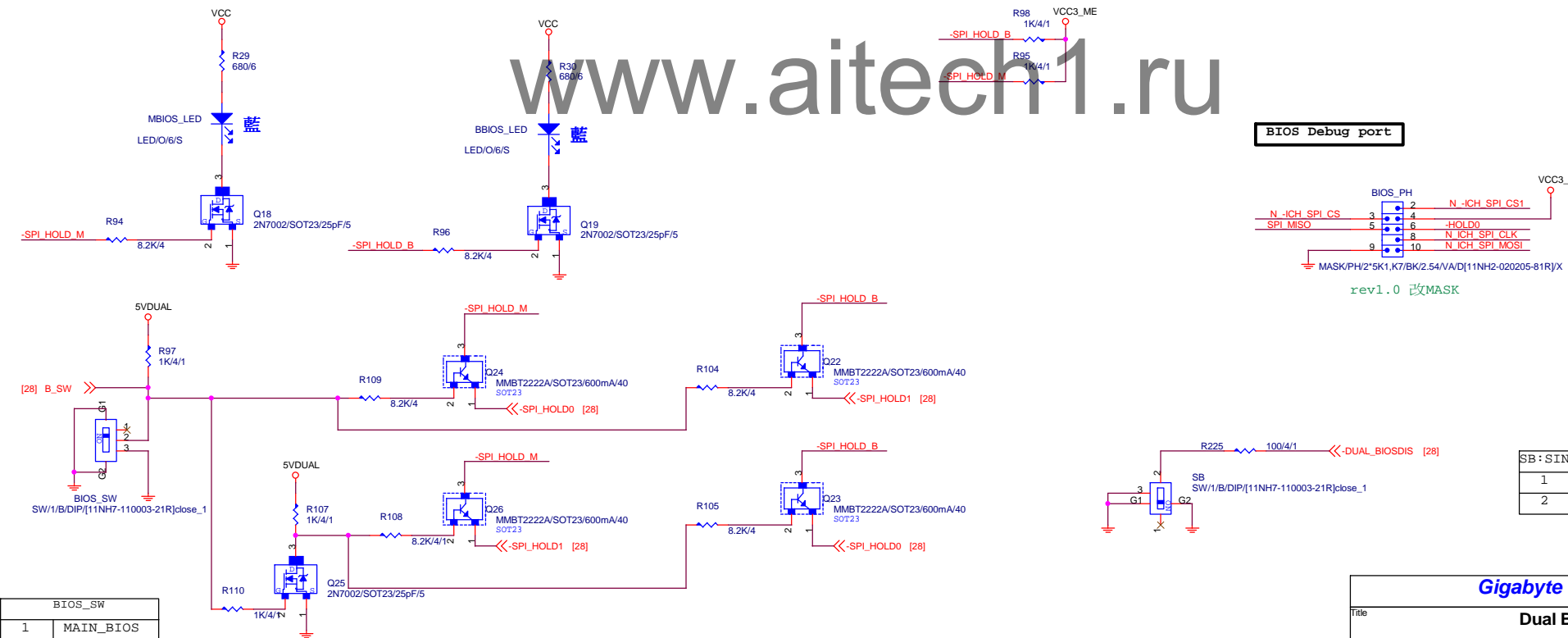
when use 8605 internal CLK ,  
need this delay circuit



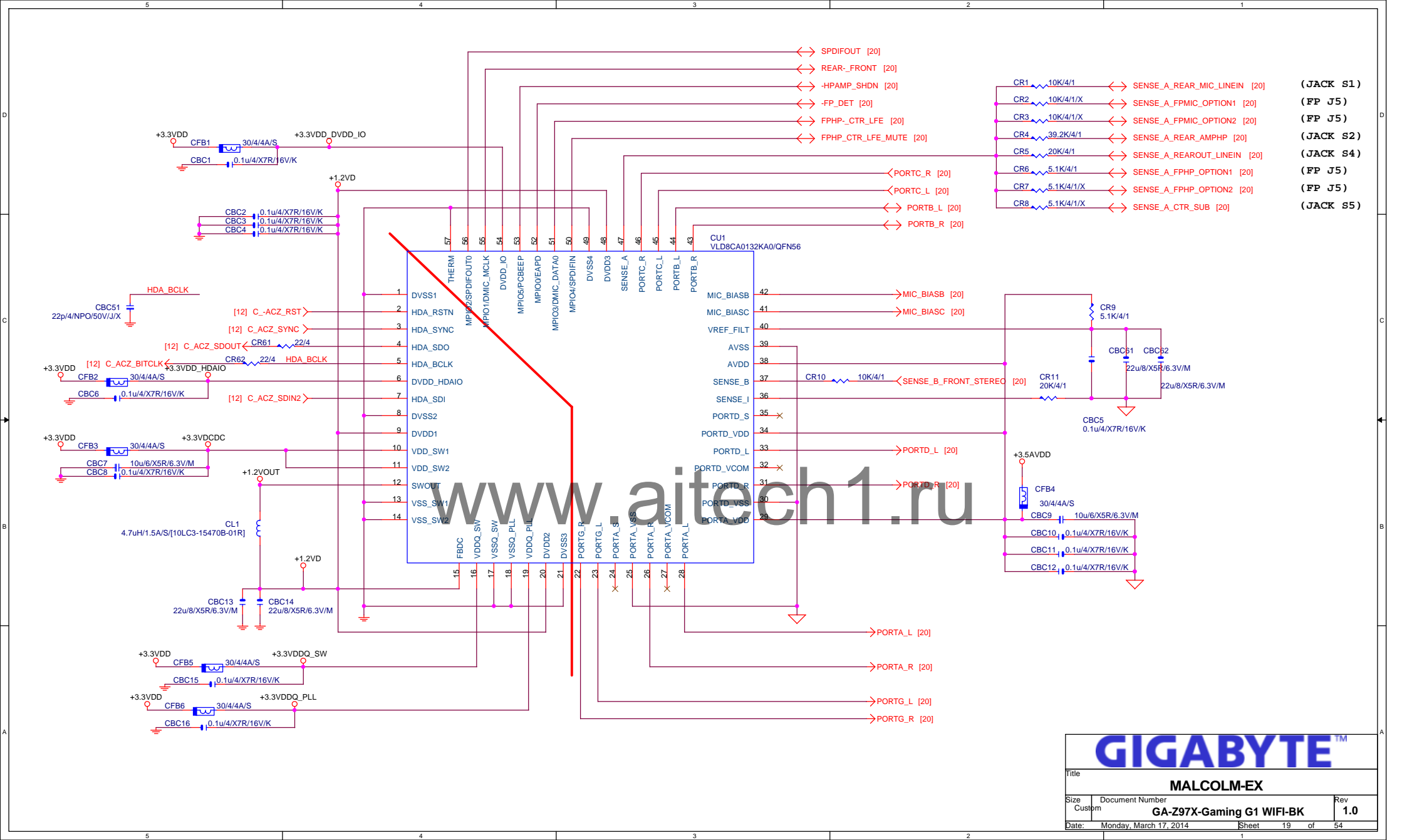


BOOT DEVICE	GNT0	GNT1
LPC	0	0
PCI	0	1
NAND	1	0
SPI	1	1

www.aitech1.ru



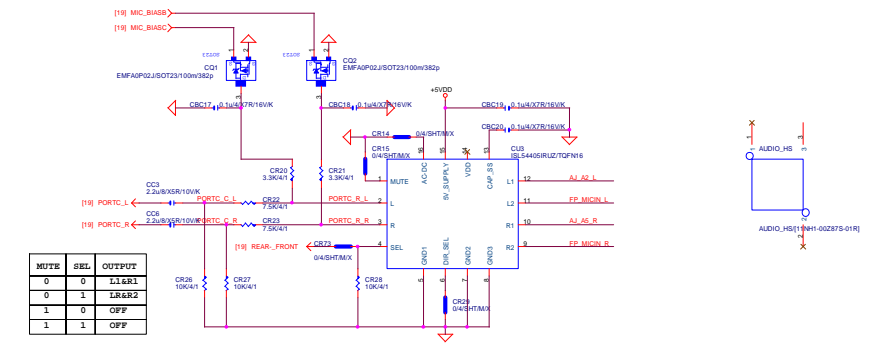
SB: SINGLE BIOS	
1	DISABLE
2	ENABLE



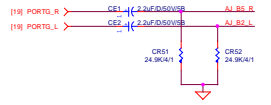
**GIGABYTE™**

Title			MALCOLM-EX		
Size	Document Number				Rev
Custom	GA-Z97X-Gaming G1 WIFI-BK				1.0
Date:	Monday, March 17, 2014	Sheet	19	of	54

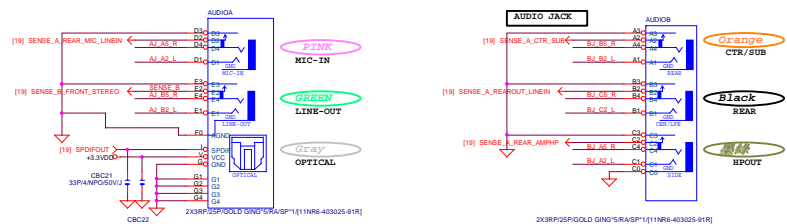
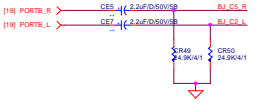
Rear MIC & FP MIC



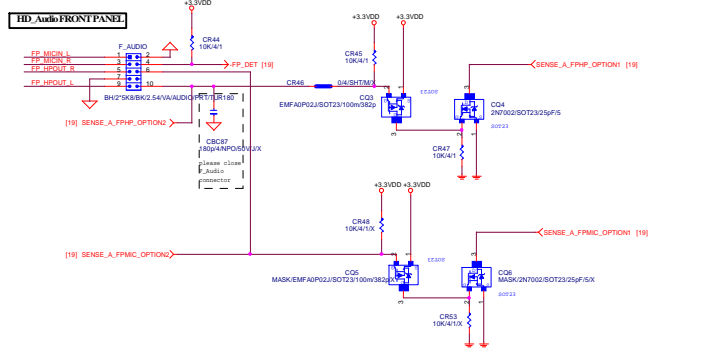
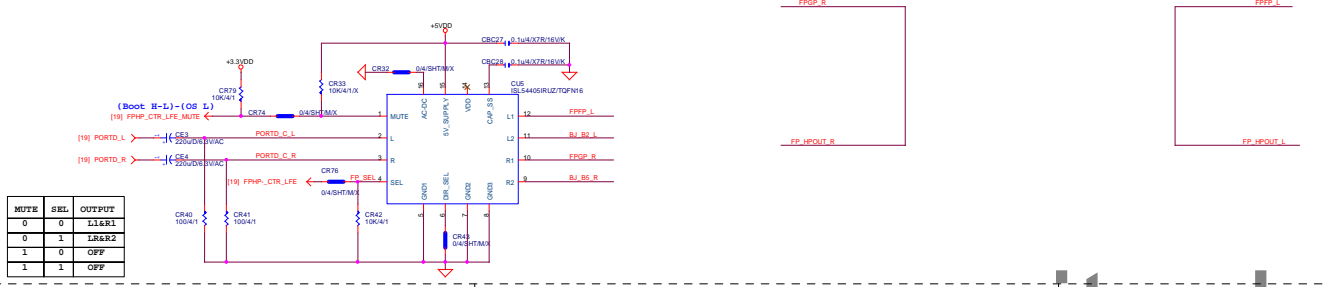
Line-Out



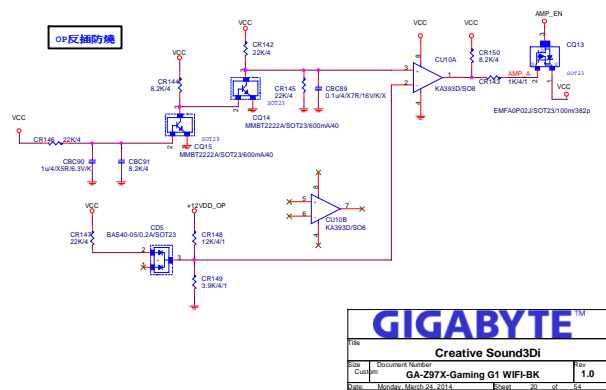
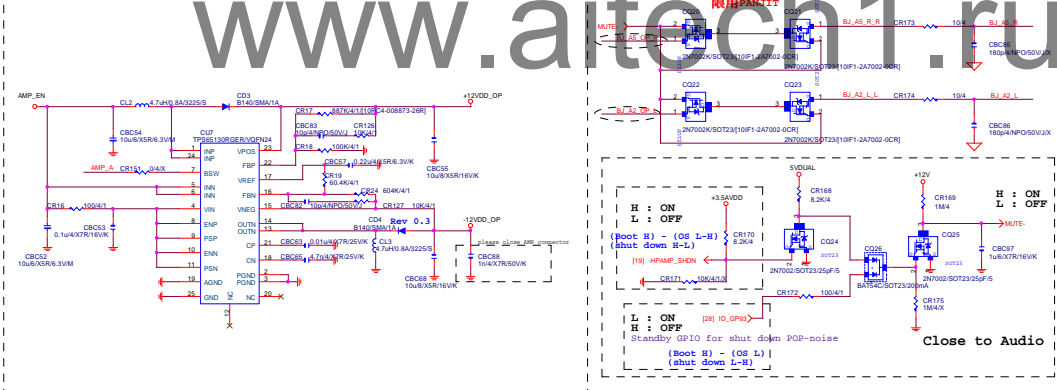
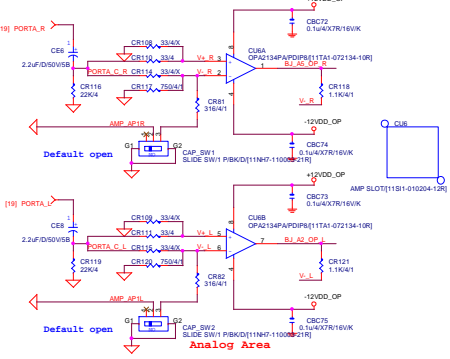
Rear



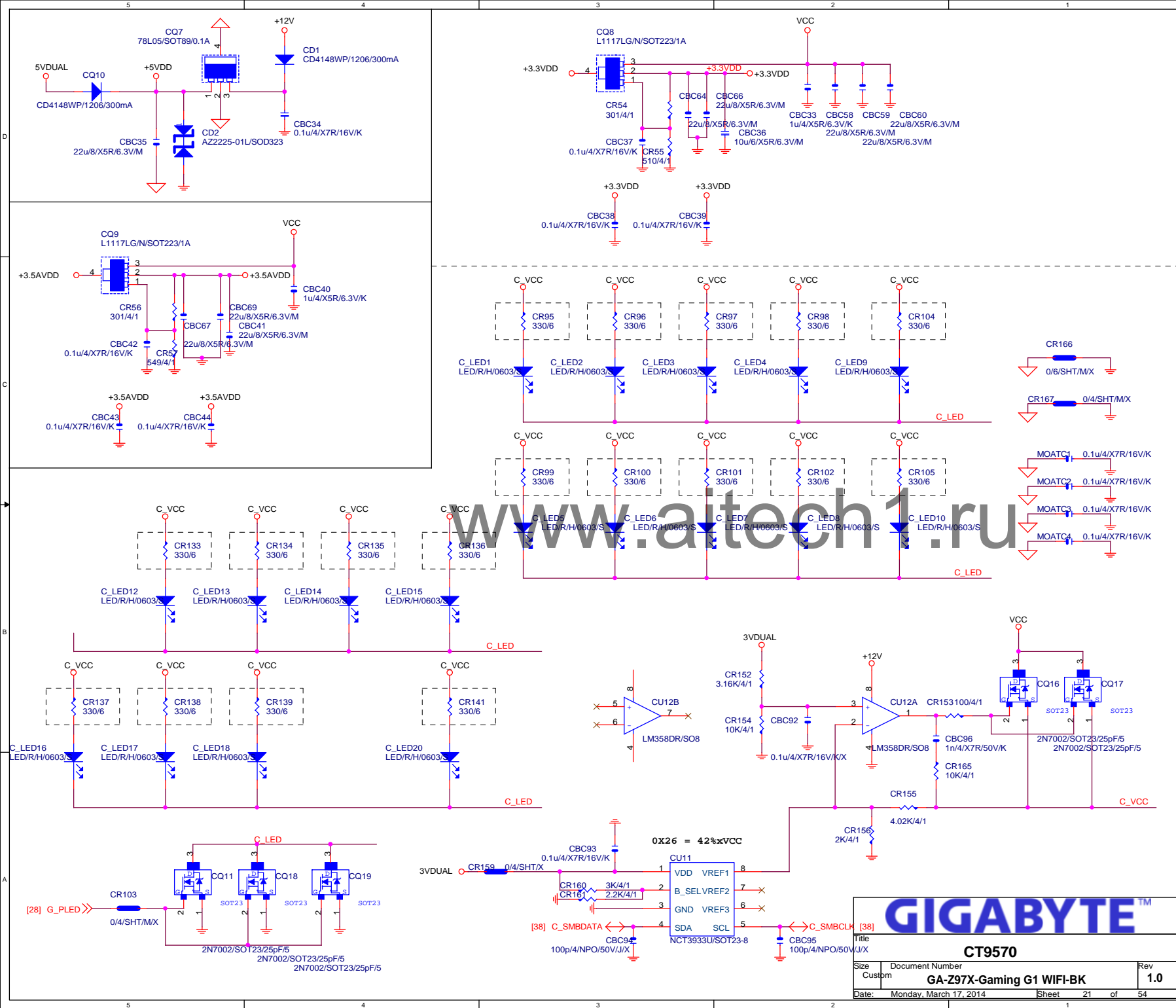
Rear CTR/SUB & FP HP-Out



AMPLIFIED



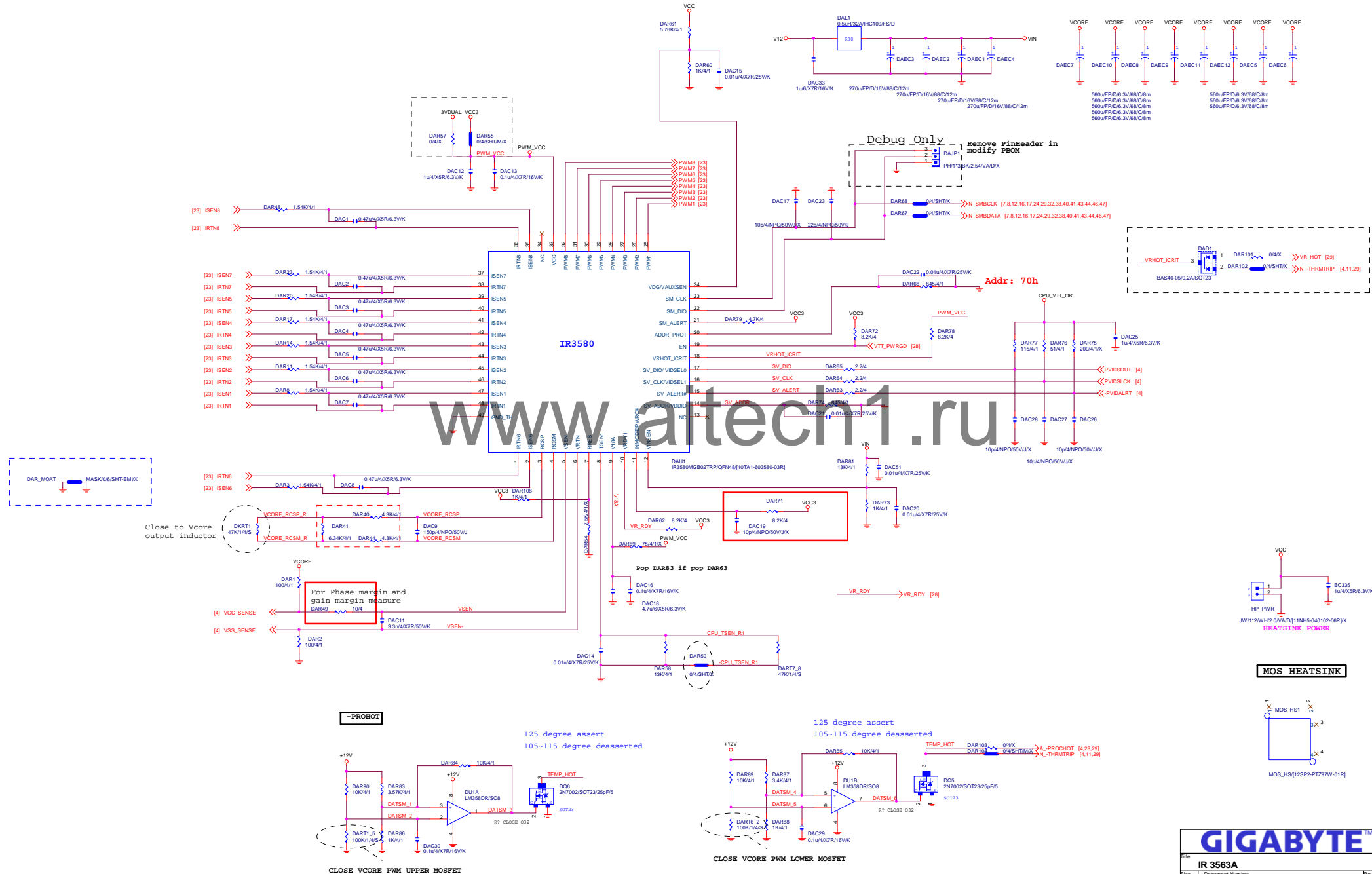
www.aitech1.ru



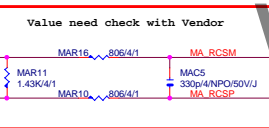
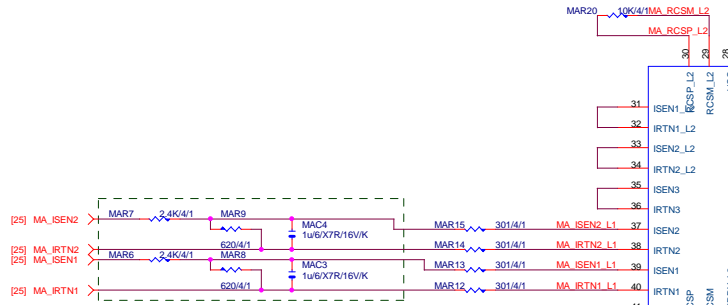
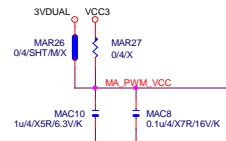
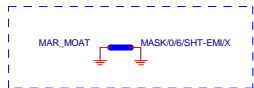


**CT9570**

Size	Document Number	Rev
Custom	<b>GA-Z97X-Gaming G1 WIFI-BK</b>	<b>1.0</b>
Date:	Monday, March 17, 2014	Sheet 21 of 54





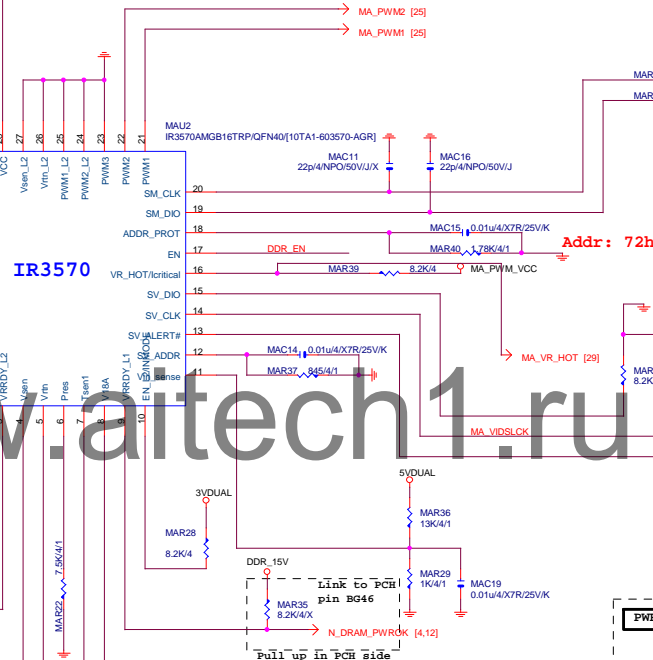


Close to DDR output inductor

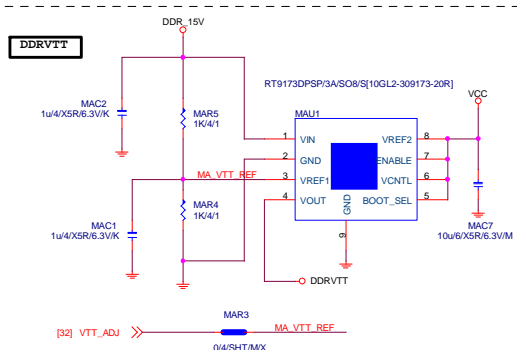
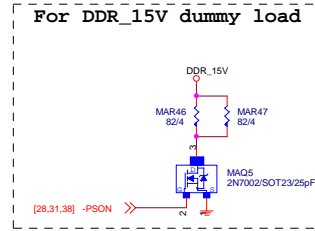
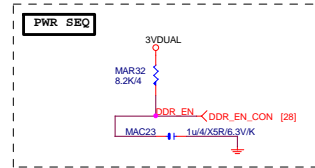
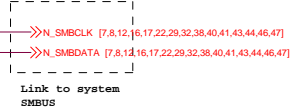
should be routed as differential pair, 7mil width, 8mil spacing

IR3570

www.aitech1.ru



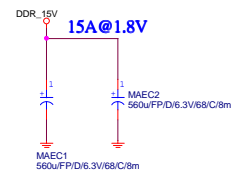
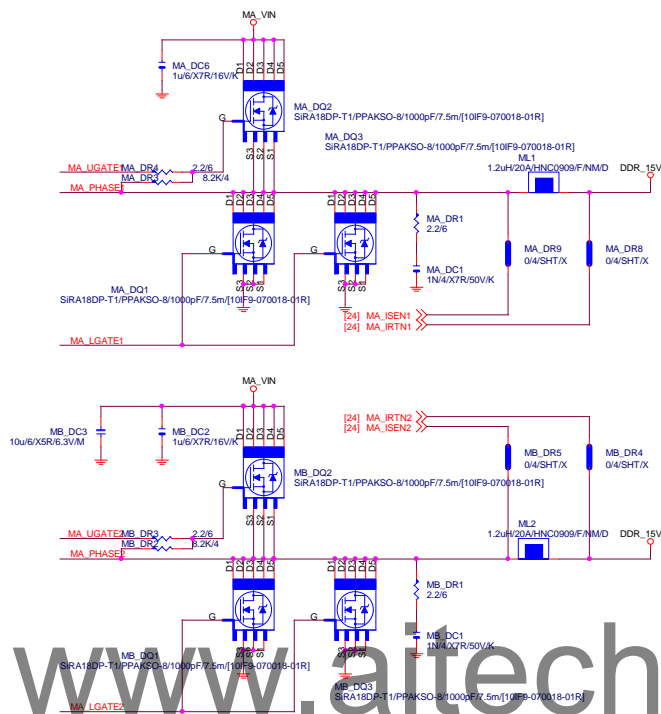
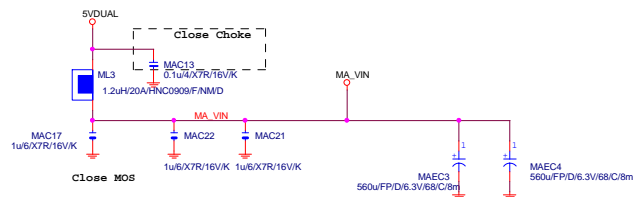
Addr: 72h



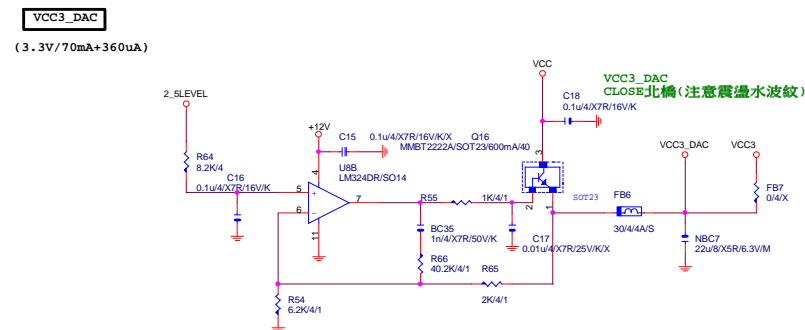
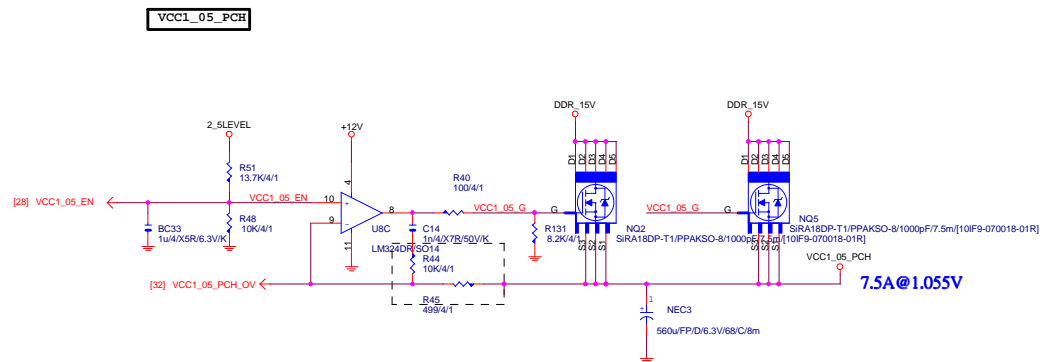
[illegible]

FUNCTION	MODE	PWM MODE	PHASE MODE
0	1	IR ATL	DUAL
1	1	IR ATL	Doubler
0	0	Tri-Ssate	DUAL
1	0	Tri-Ssate	Doubler
OPEN	0	Tri-Ssate	Quad
OPEN	1	IR ATL	Quad

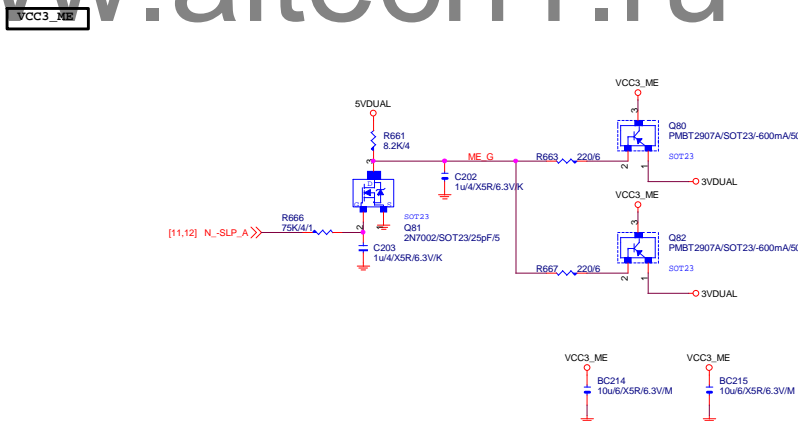
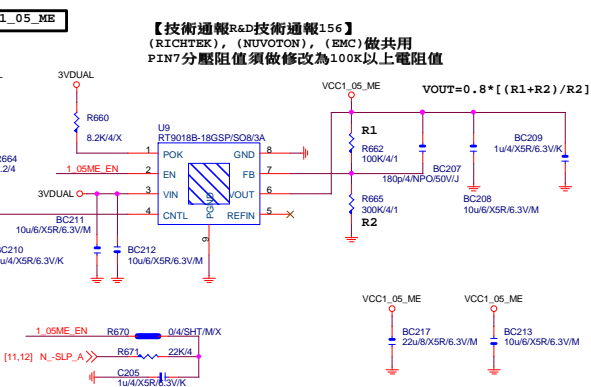
In Quad mode , IC1 pin10 link to IC2 pin10  
IC1 pin9 link to IC2 pin9 without PU

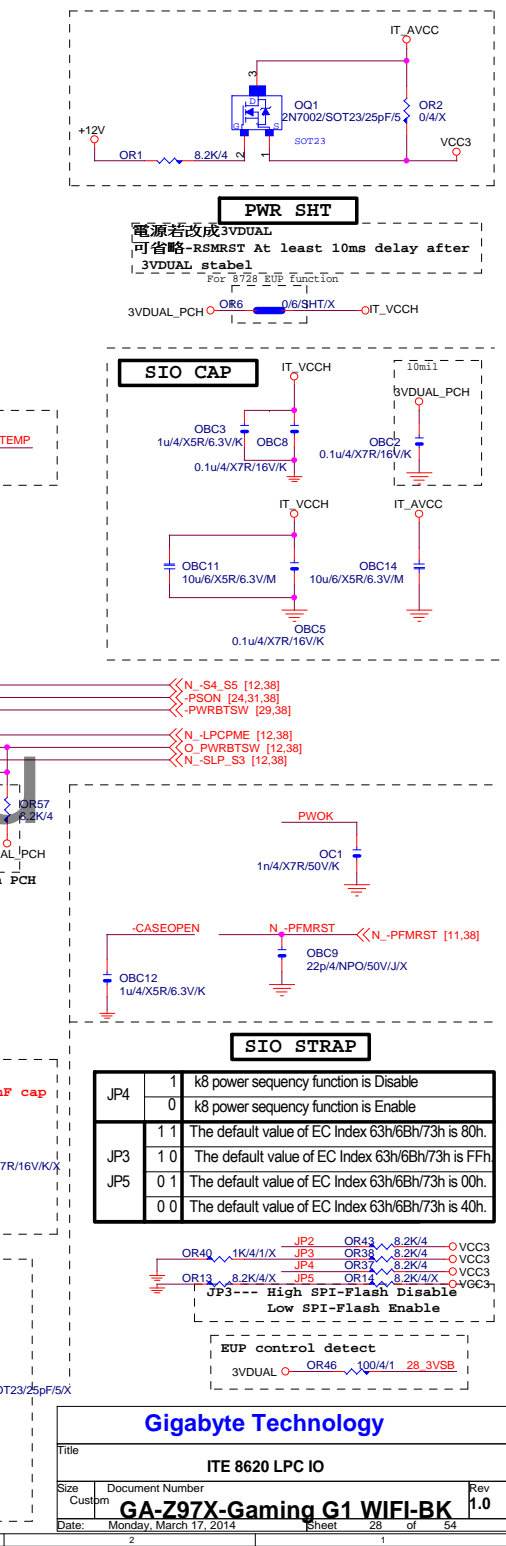
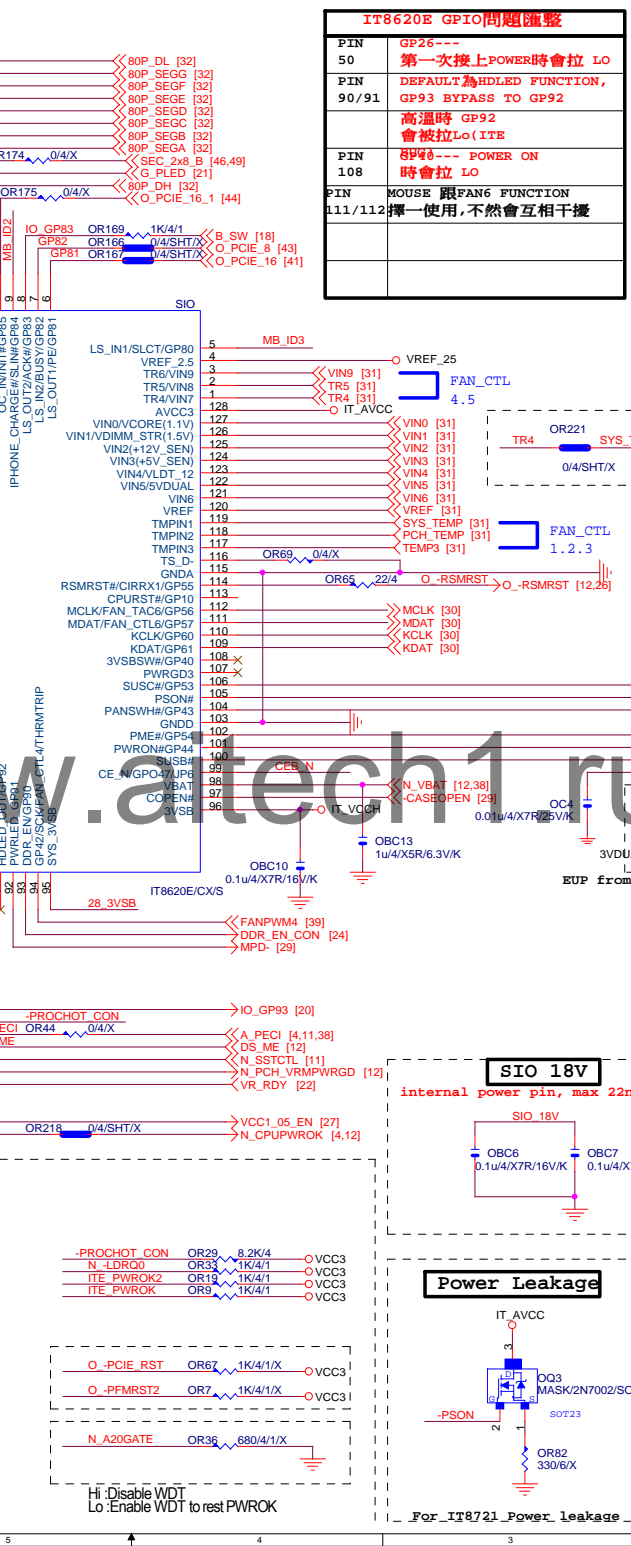
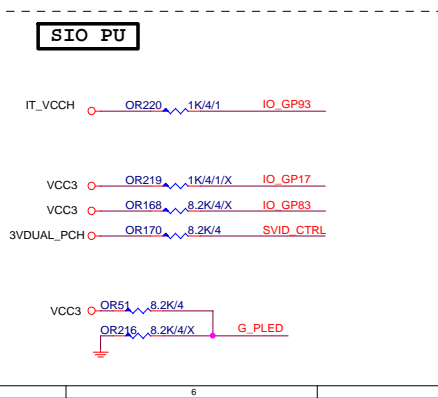
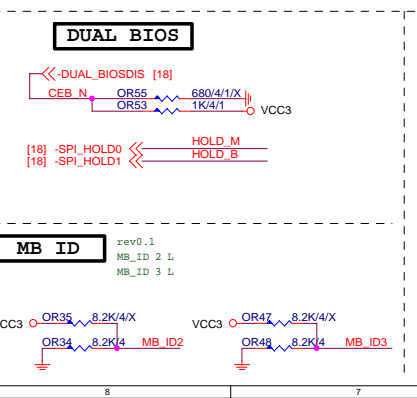
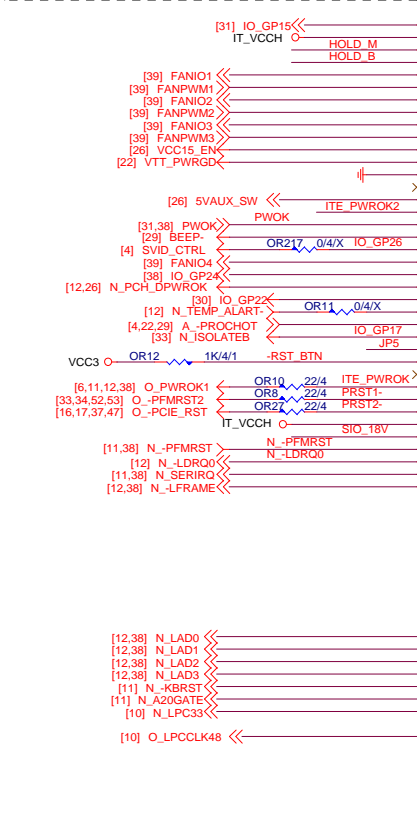
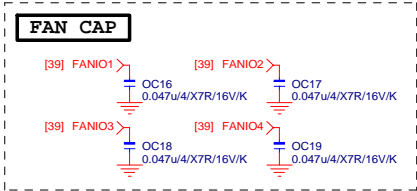




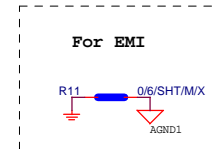
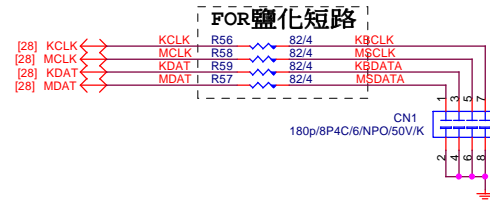
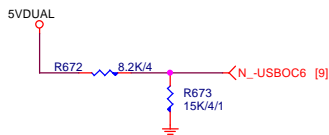
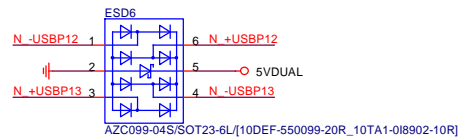
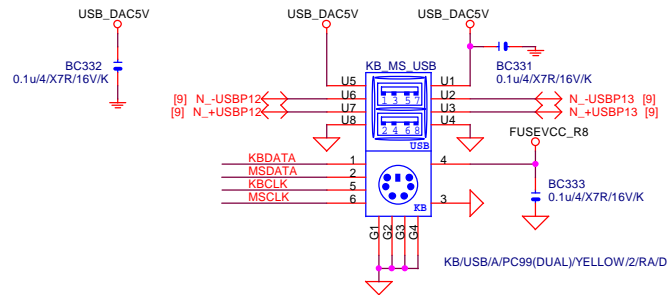


www.aitech1.ru

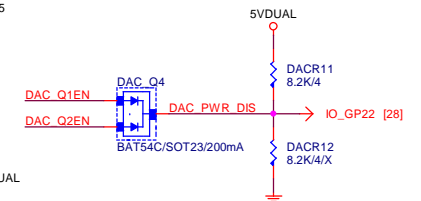
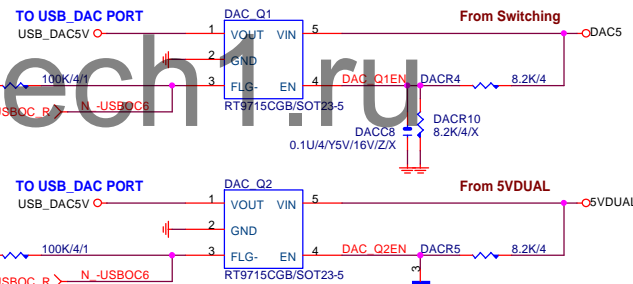
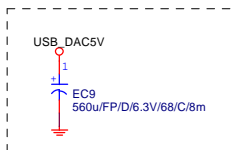
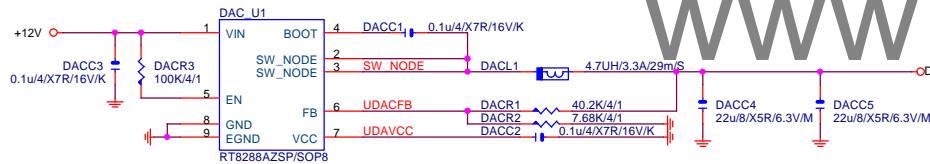




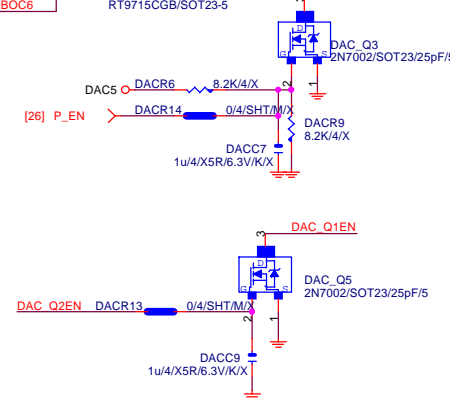




## USB\_DAC



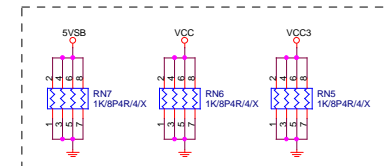
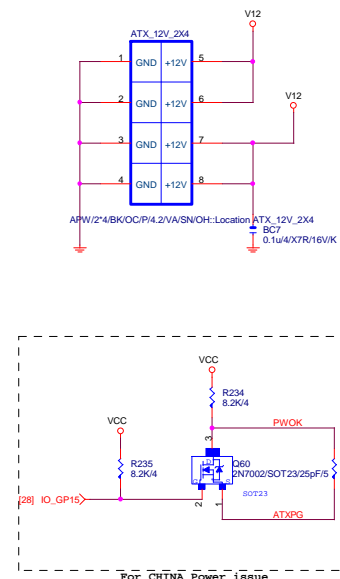
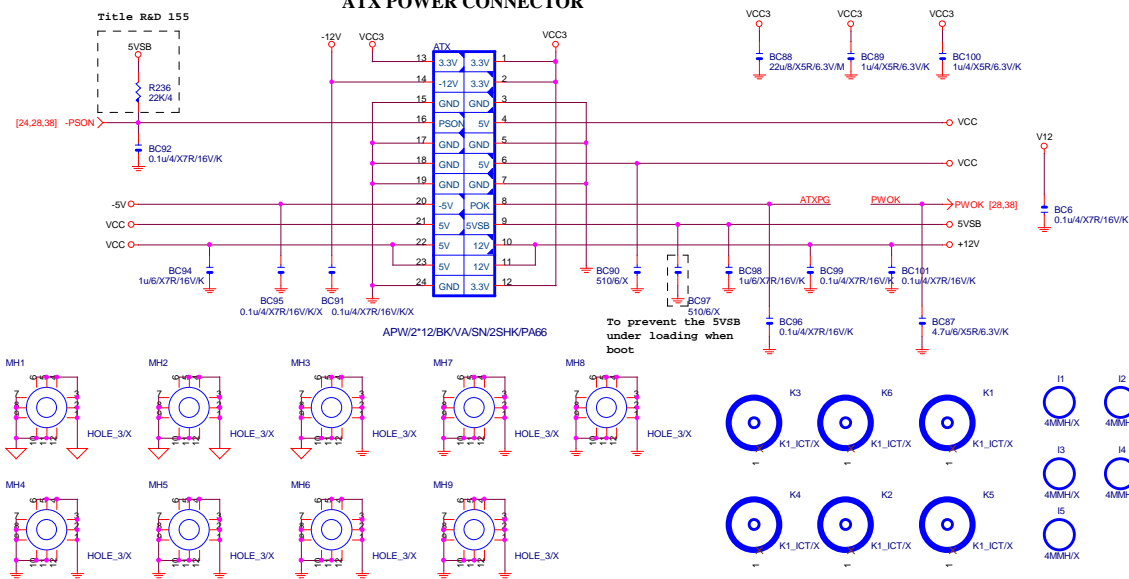
DAC power disable by resume GPIO



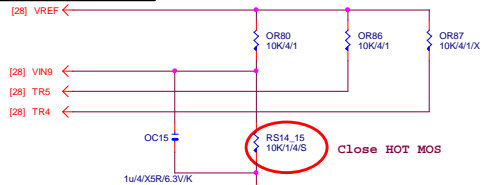
Gigabyte Technology

Title		
FP,F_USB,USB PWR,FDD,BZ		
Size	Document Number	Rev
Custom	GA-Z97X-Gaming G1 WIFI-BK	1.0
Date:	Monday, March 17, 2014	Sheet 30 of 54

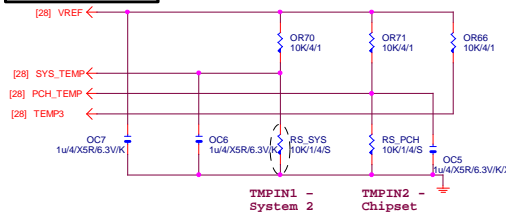
# ATX POWER CONNECTOR



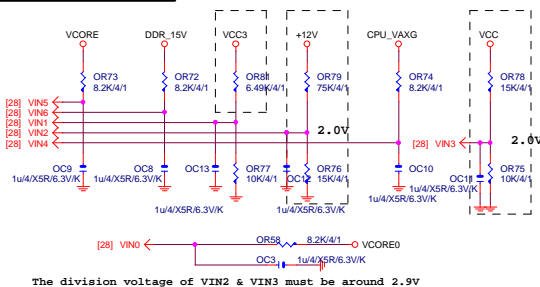
## HOT MOS H/W MONITOR



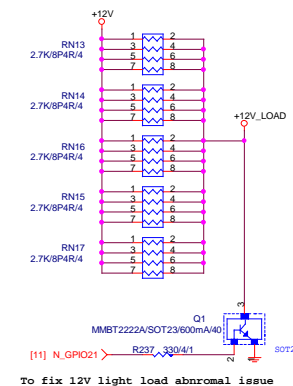
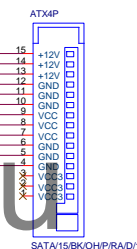
## TEMP H/W MONITOR



## VOLTAGE-- H/W MONITOR

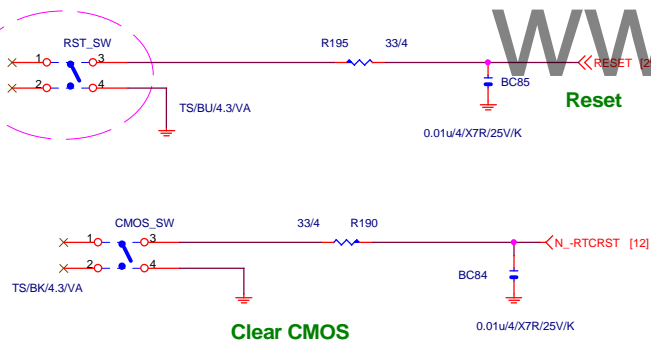
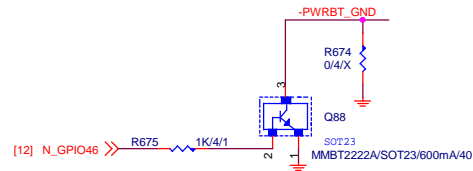
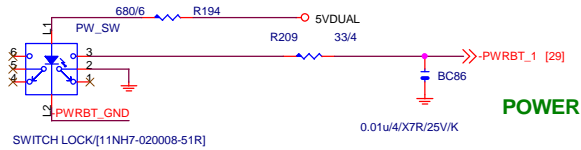

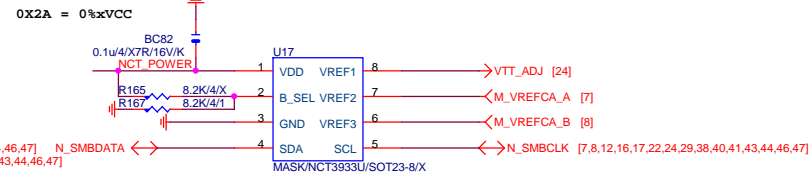
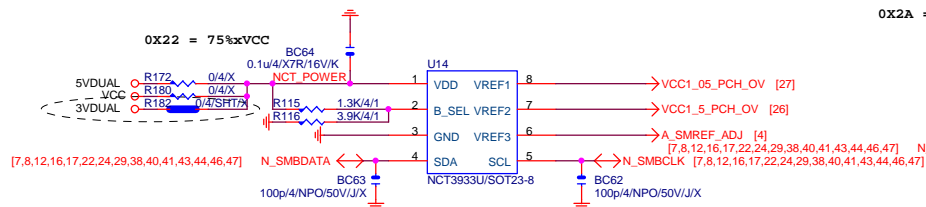


www.aitech1.ru

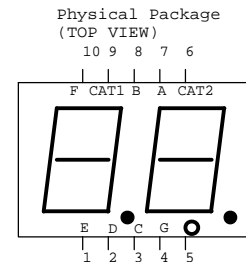
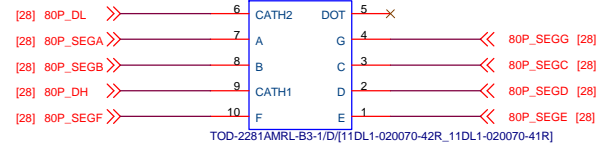
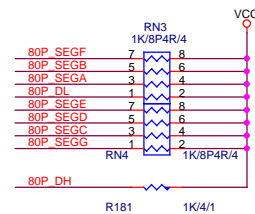


Gigabyte Technology

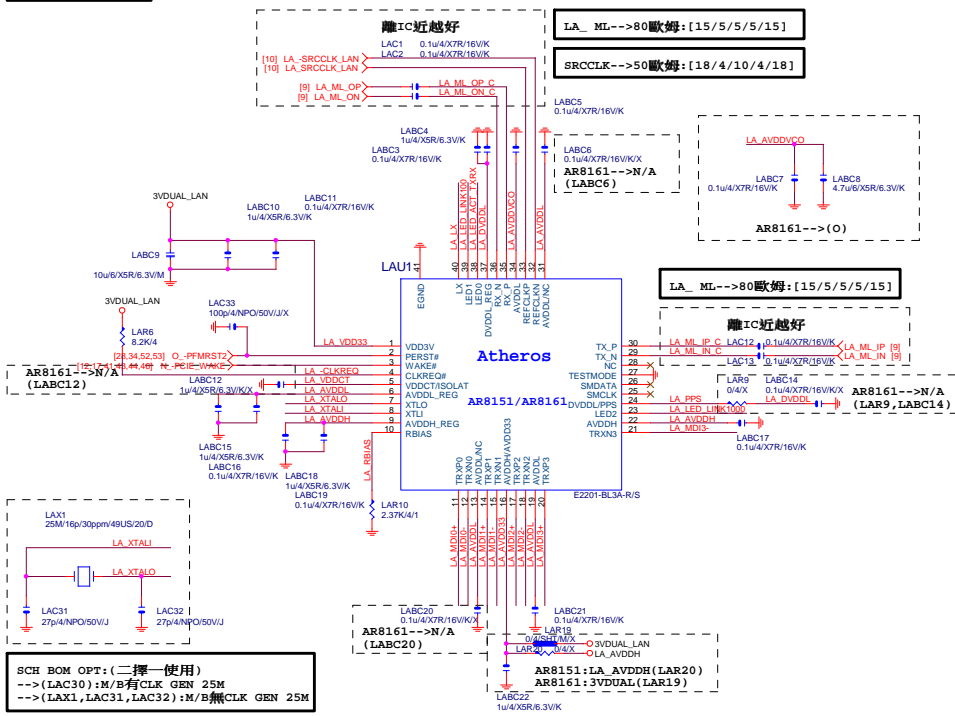
Title		ATX POWER CONNECTOR	Rev
Size	Document Number	GA-Z97X-Gaming G1 WIFI-BK	1.0
Date	Monday, March 17, 2014	Sheet	31 of 54



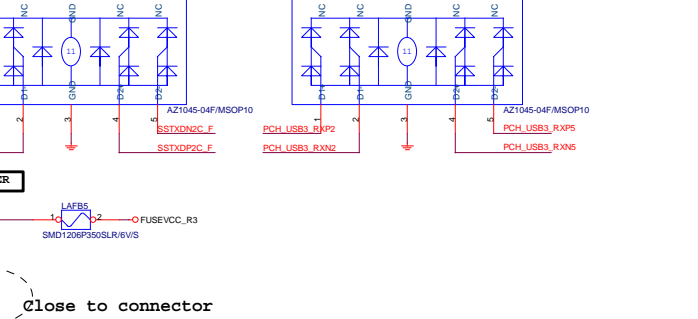

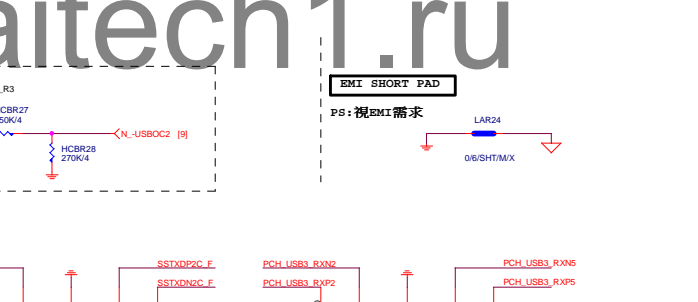
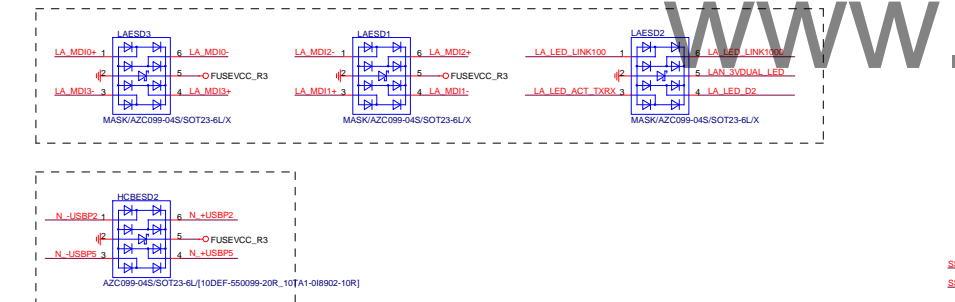
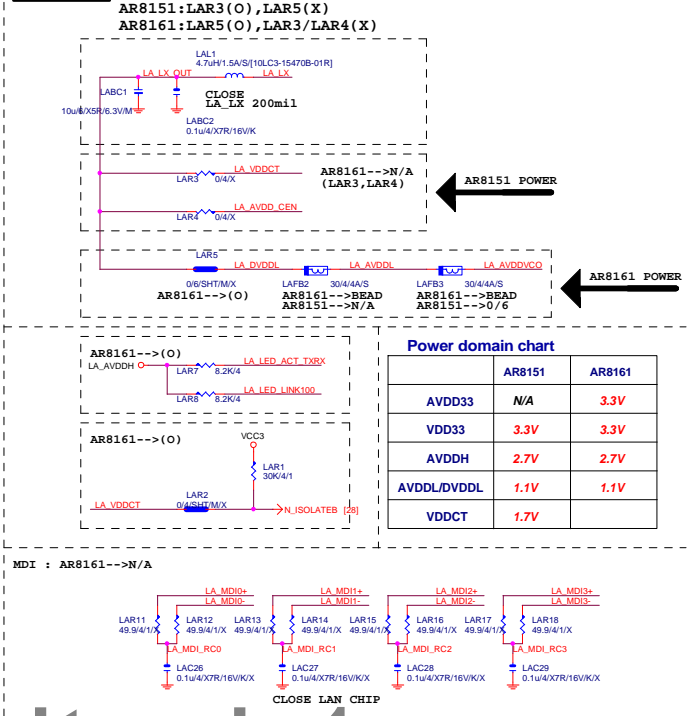
80 PORT

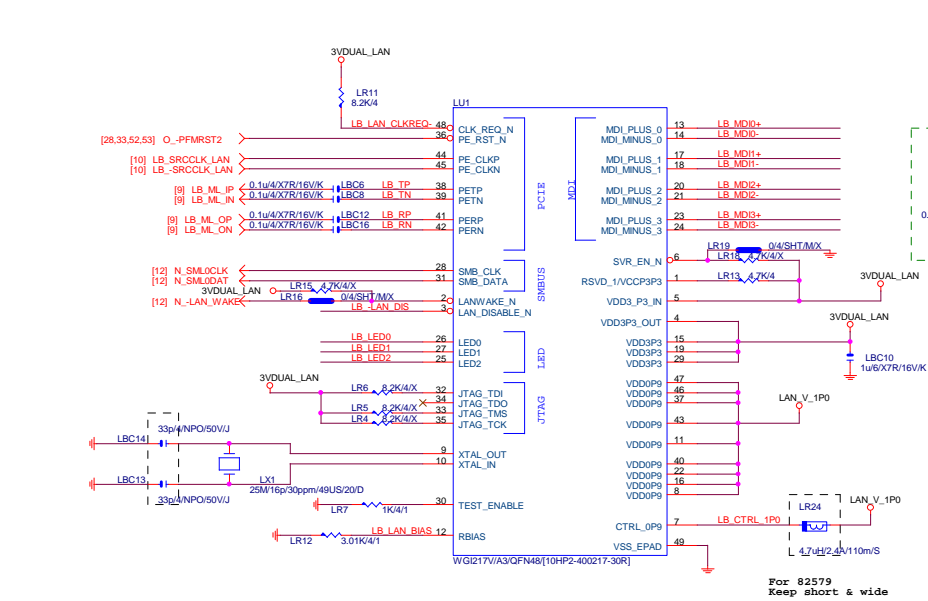


# LAN:AR8151/AR8161

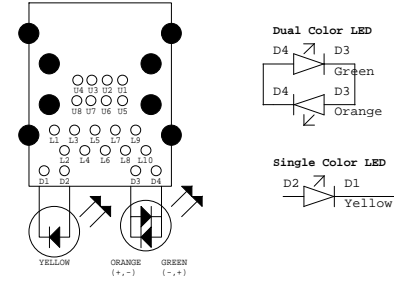
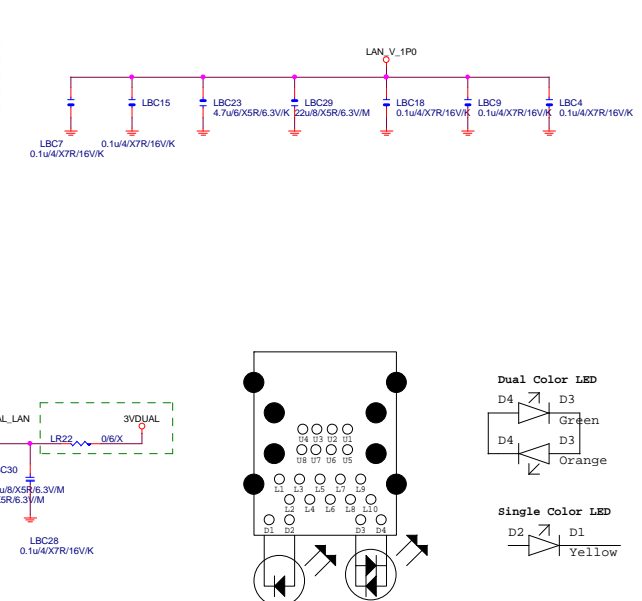
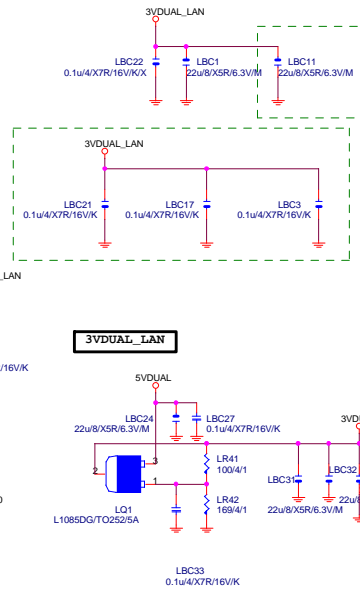
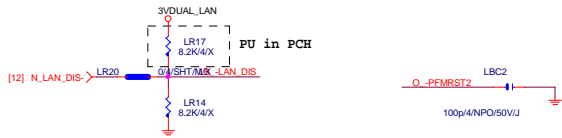


# LAN POWER



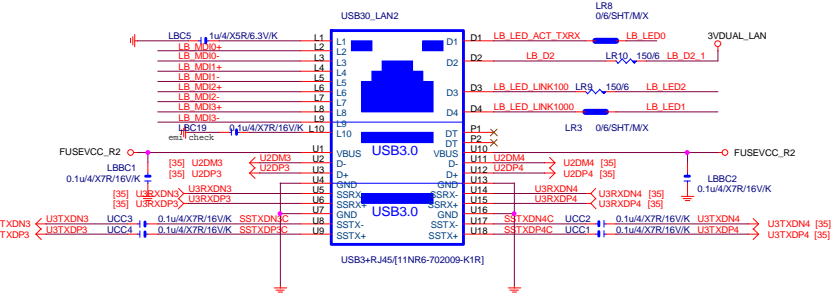


For 82579  
Keep short & wide

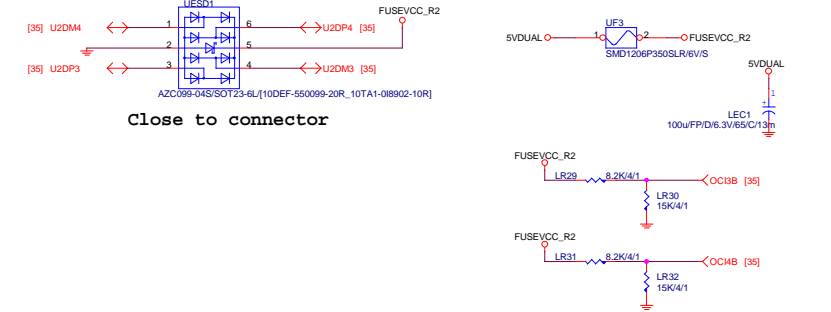
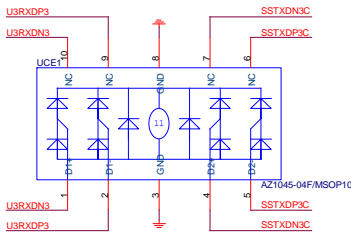
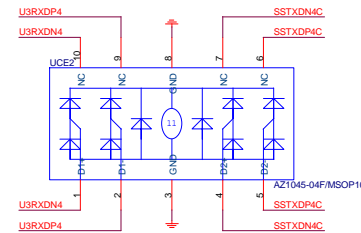
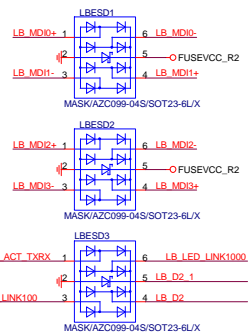


1Gb	Orange
100Mb	Green
10Mb	Off

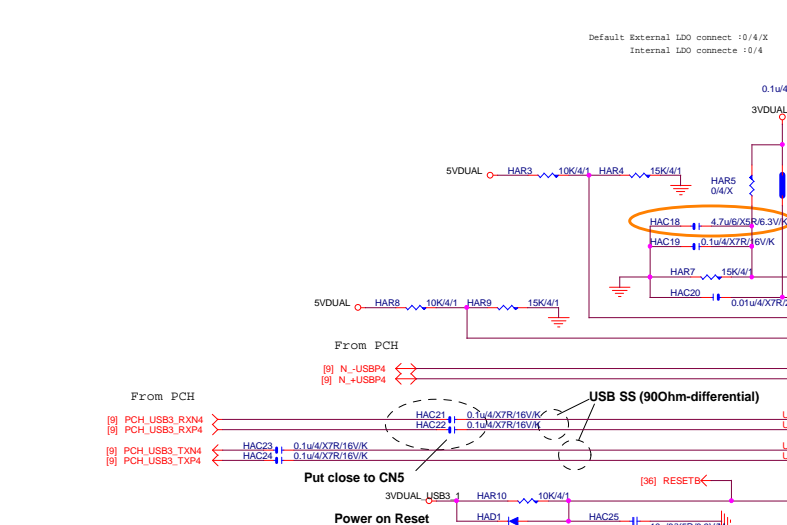
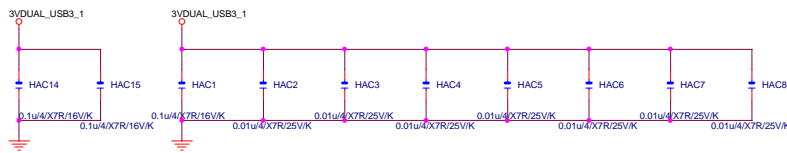
Access	Blinking
Link	Yellow



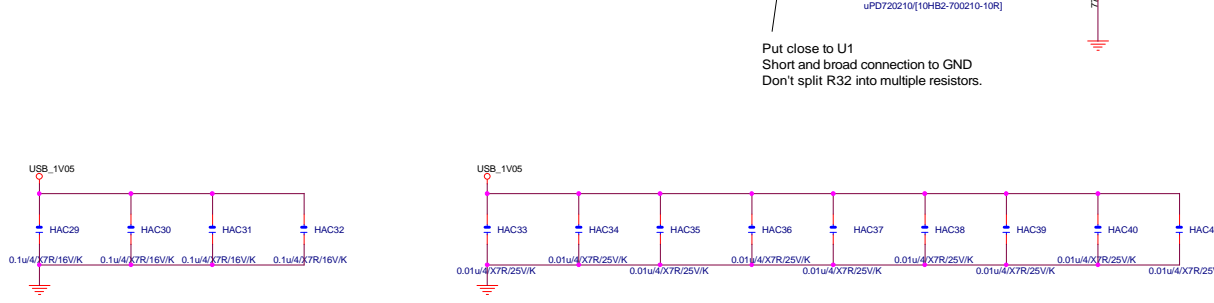
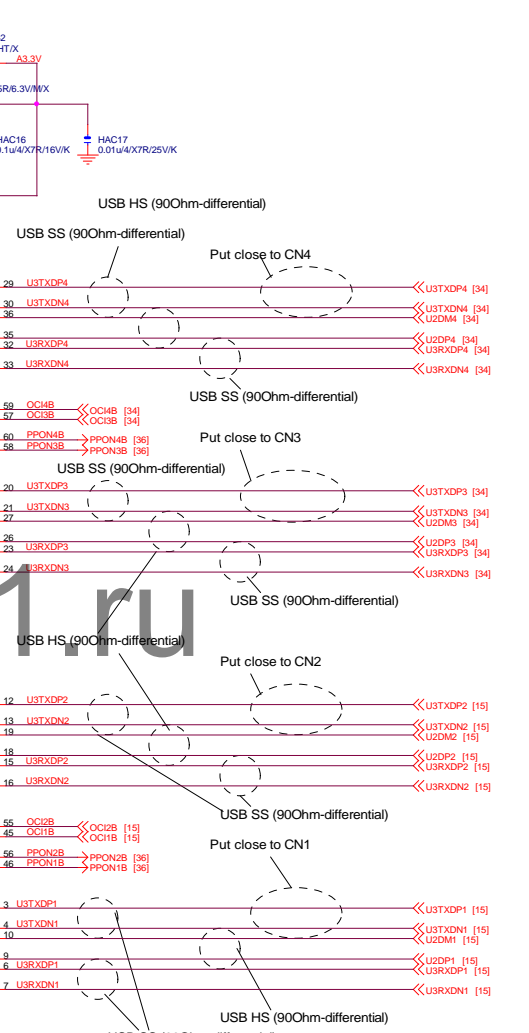
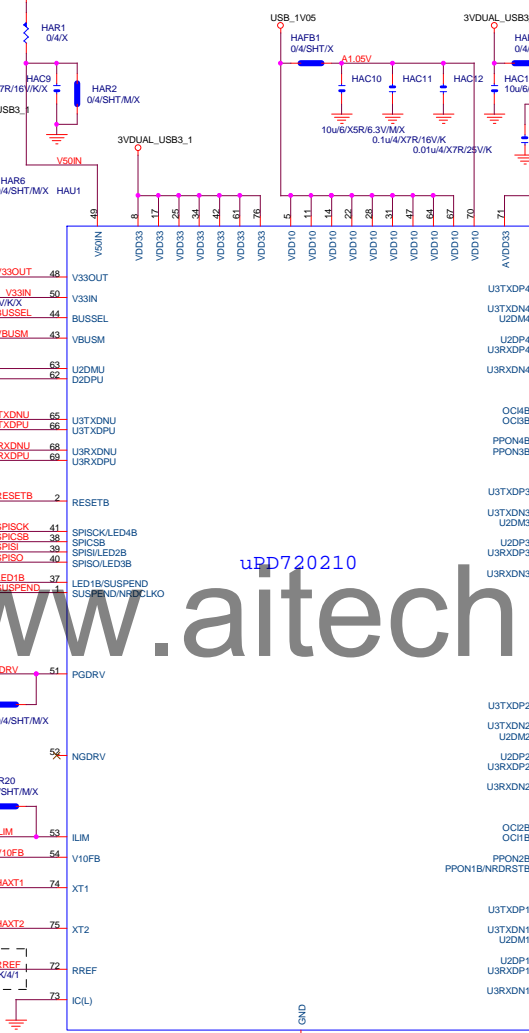
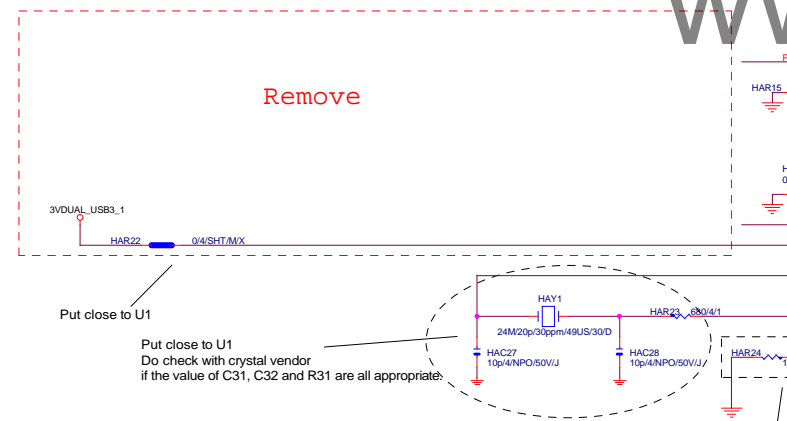
RMA ESD PROTECT



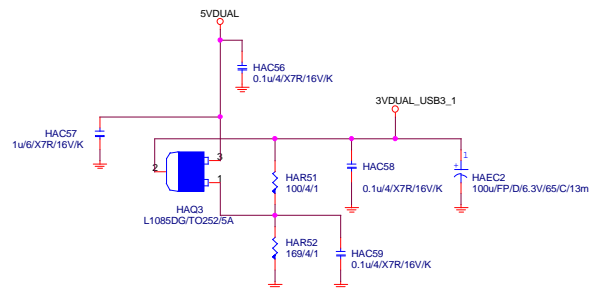
Close to connector



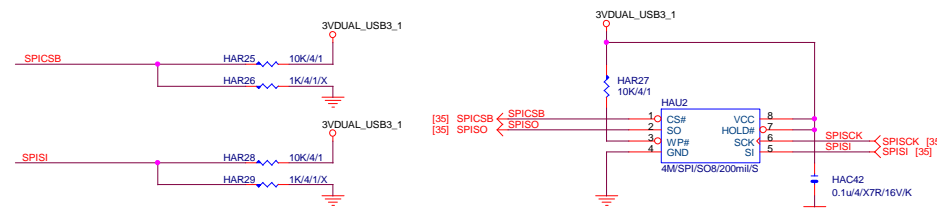
The over current protection of VDD10 is detected with ILIM pin (No.53) using 180 mOhm of DC resistance (DCR) of inductor L1.  
HAR16 should be choosing so that the total resistance of DCR(L1) becomes 180 mOhm.  
→ HAR16 + DCR(HAL1) = 180 [mOhm]



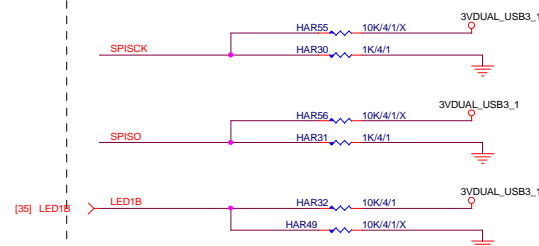
## 3VDUAL\_USB



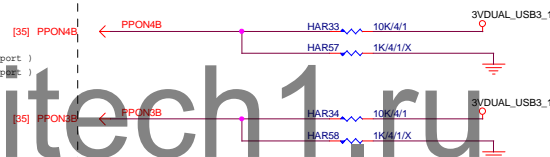
```
# External SPI ROM ; SPI ROM
attached mode
```




## # Battery Charging



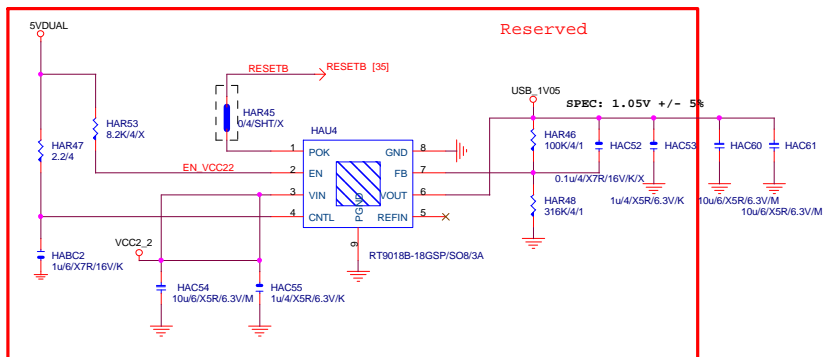
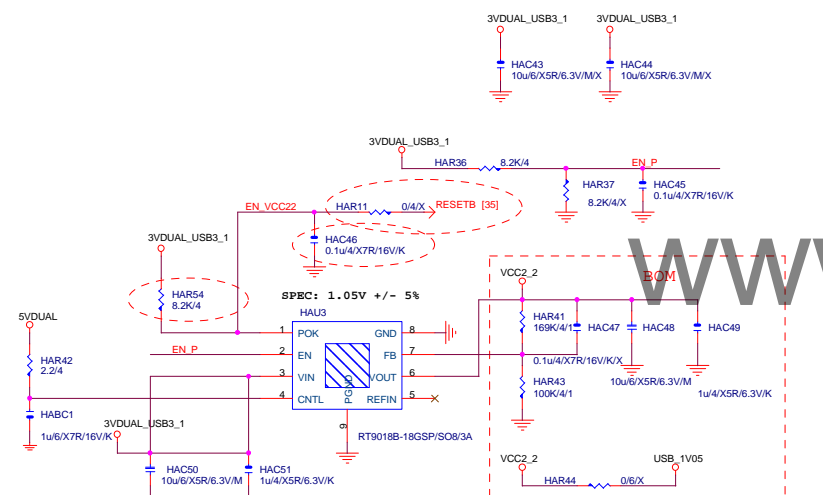
# Number of Ports ; 4Ports  
mode

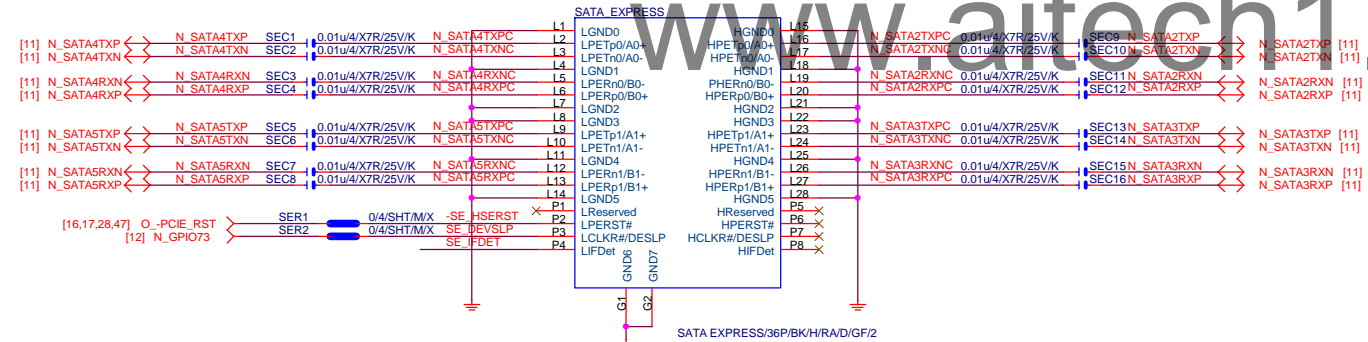
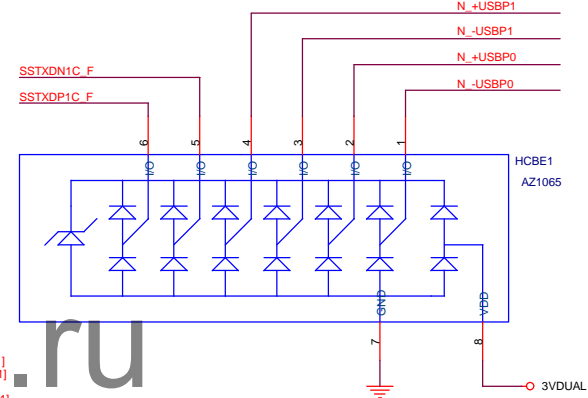
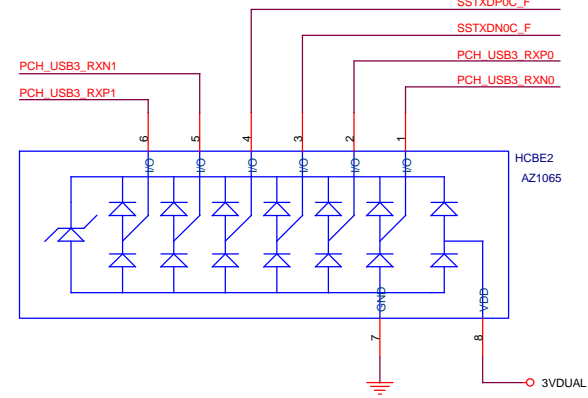
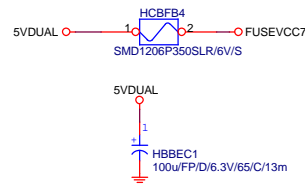
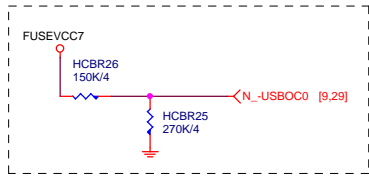
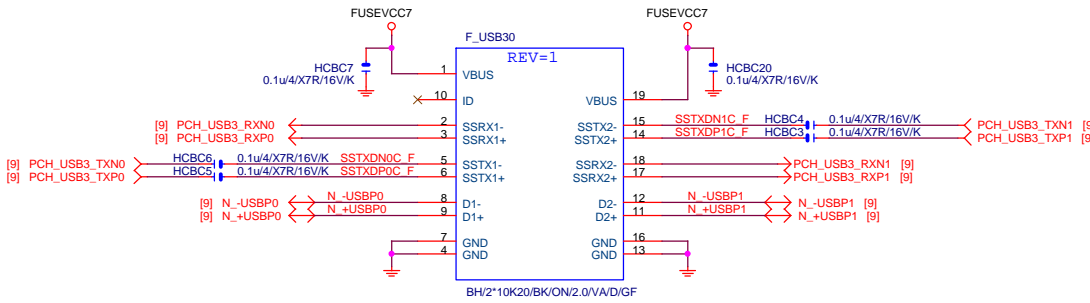


### #5 VBUS Power Control ; Individual mode

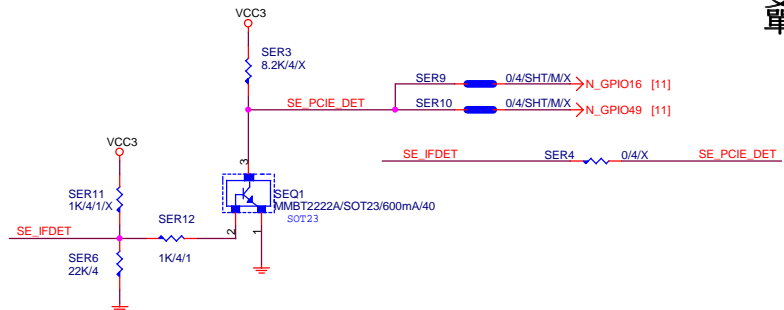


```
# PPON1B Pin Function ;
Port1 PPONB mode
```

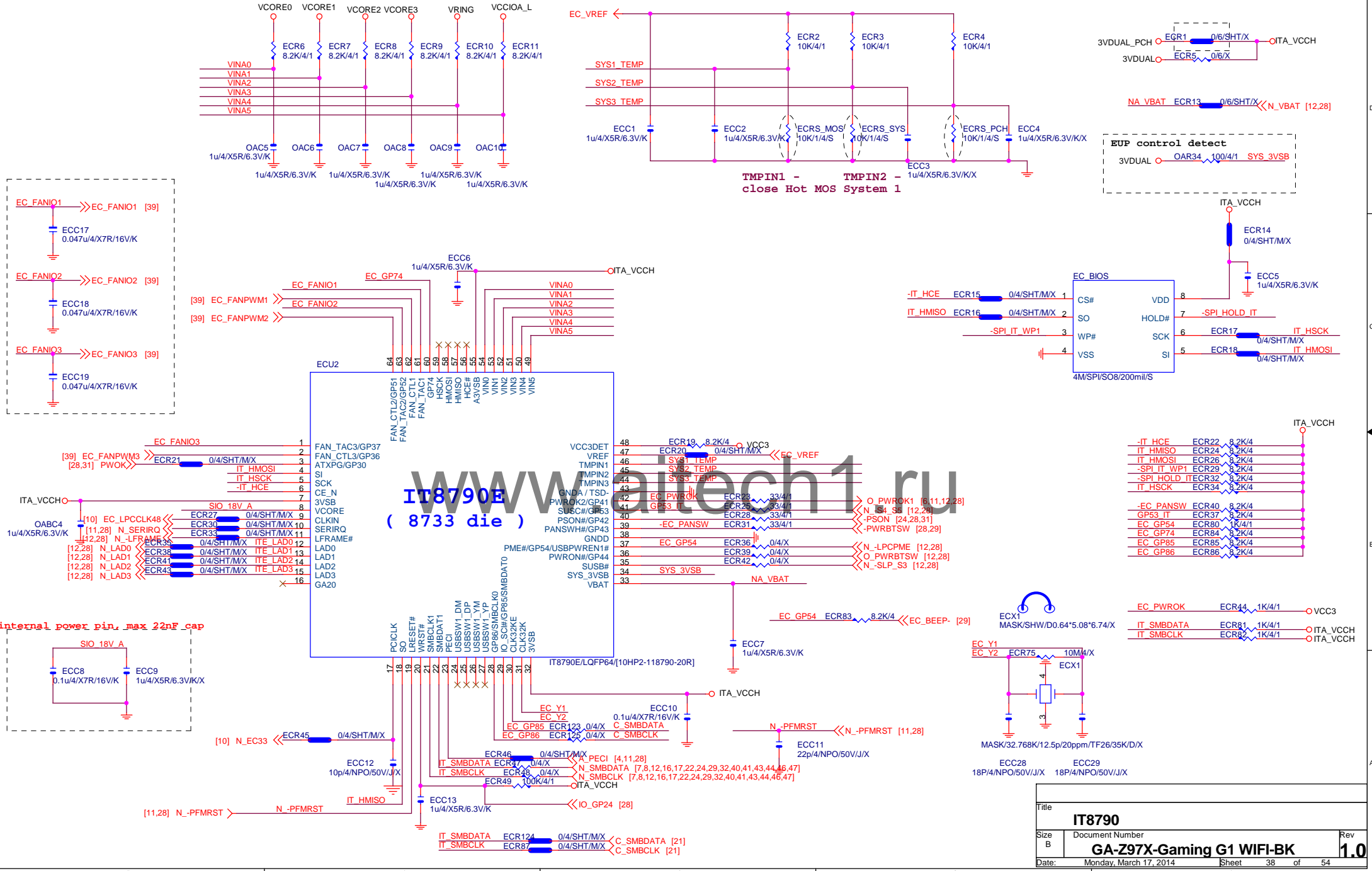




SATA EXPRESS料號  
雙層:11NR6-C10236-03R  
單層:11NR6-C10118-01R

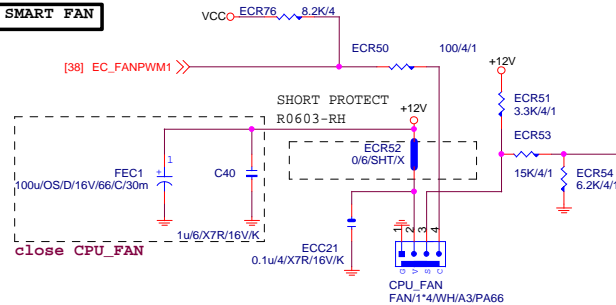


GIGABYTE™			
Title			
Front USB3 CONN B			
Size	Document Number	Rev	
Custom	GA-Z97X-Gaming G1 WIFI-BK	1.0	
Date:	Monday, March 17, 2014	Sheet	37 of 54

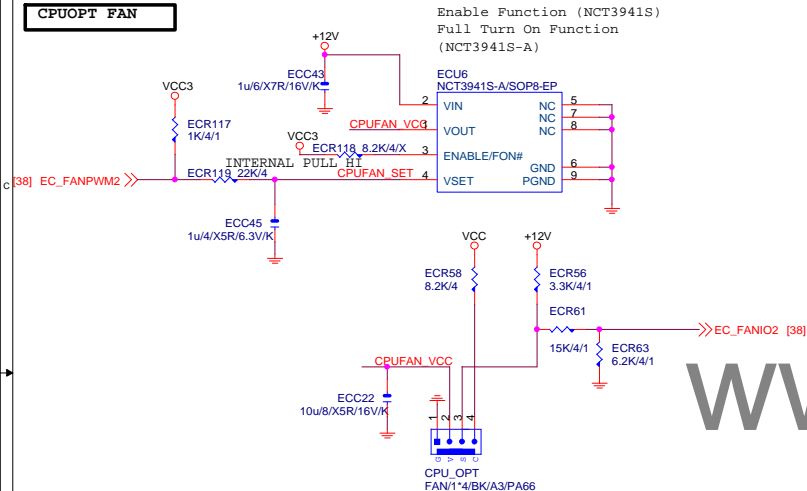


Title		
IT8790		
Size	Document Number	Rev
B	GA-Z97X-Gaming G1 WIFI-BK	1.0
Date:	Monday, March 17, 2014	Sheet 38 of 54

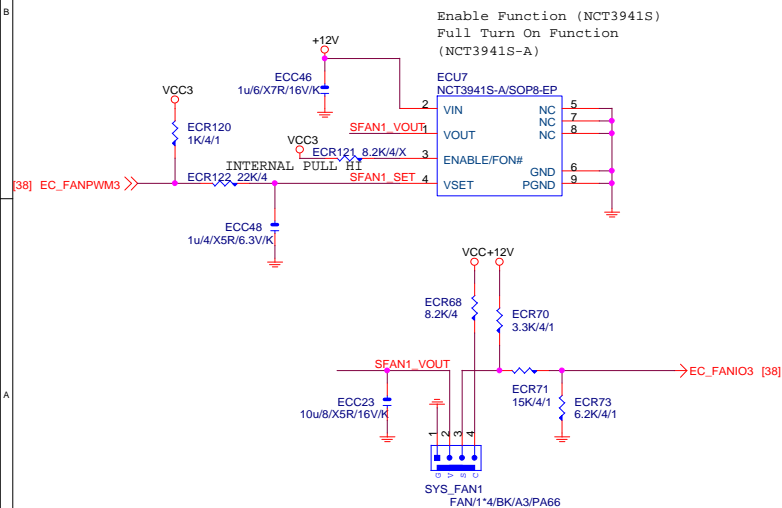
# CPU SMART FAN



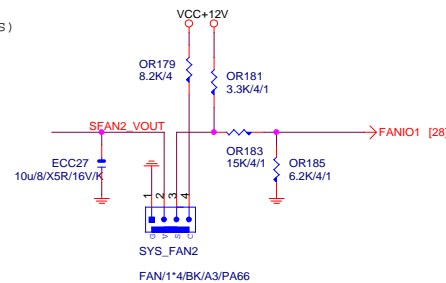
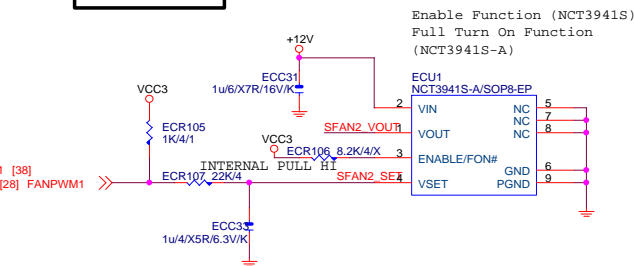
# CPUOPT FAN



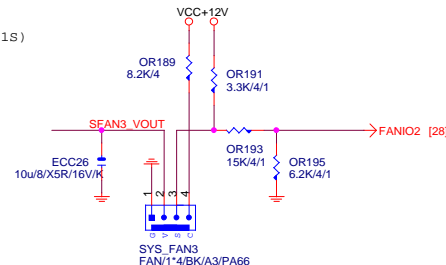
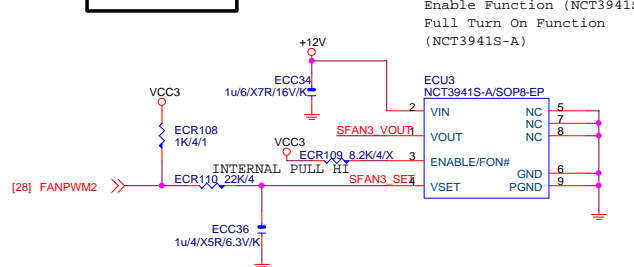
# SYS FAN1



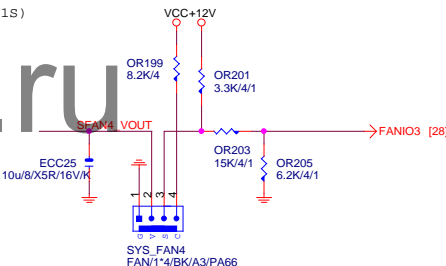
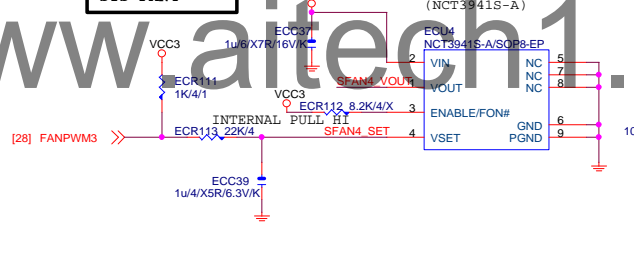
# SYS FAN2



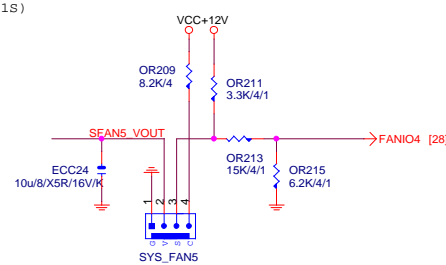
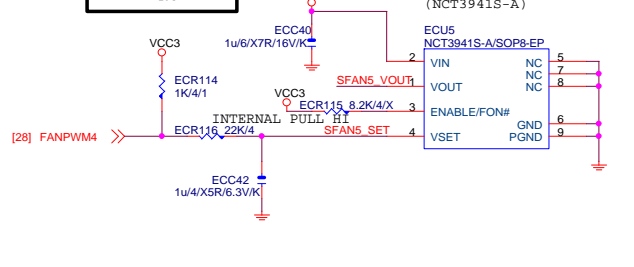
# SYS FAN3



# SYS FAN4

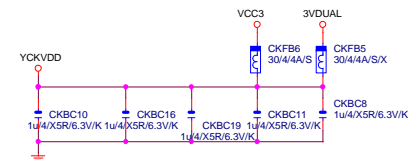
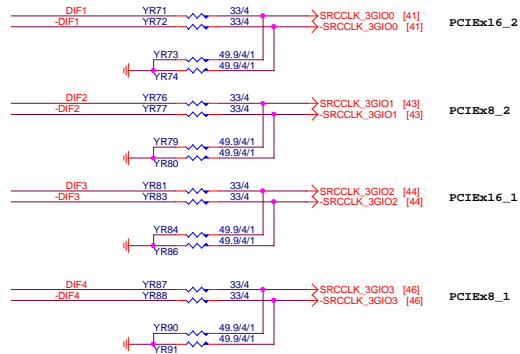
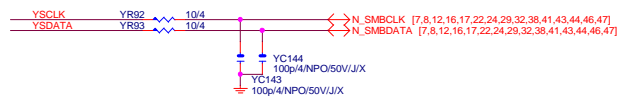
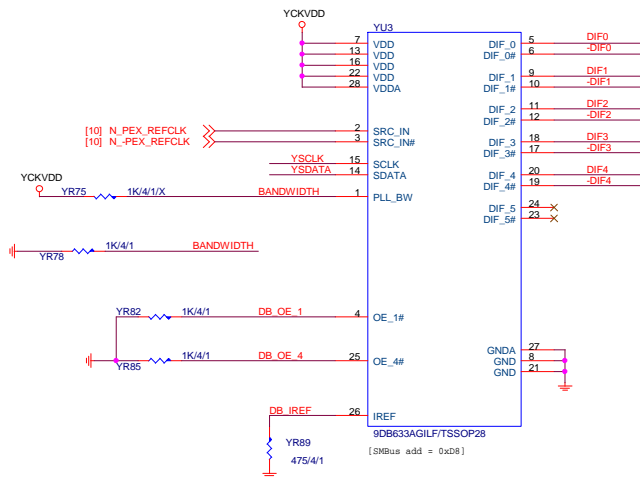


# SYS FAN5



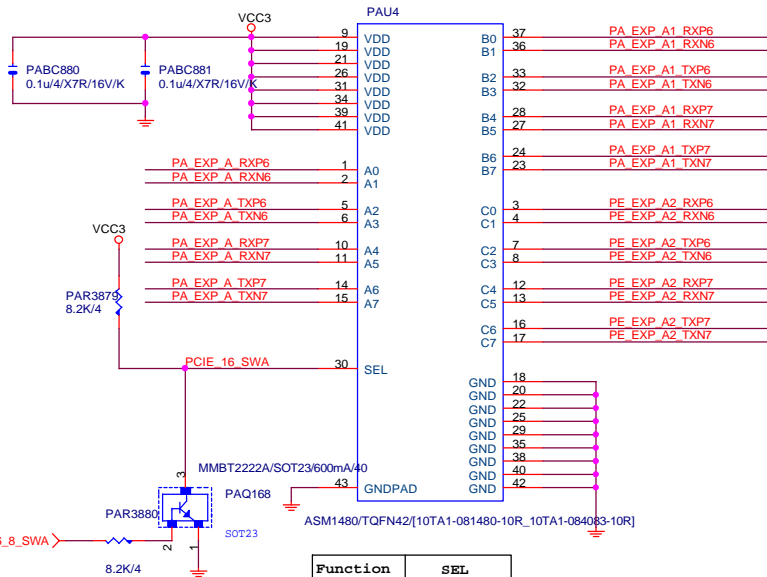
Gigabyte Technology

Title			HWM,KB/MS, FAN CTRL
Size	Document Number	Rev	
Custom	GA-Z97X-Gaming G1 WIFI-BK	1.0	
Date:	Monday, March 17, 2014	Sheet	39 of 54

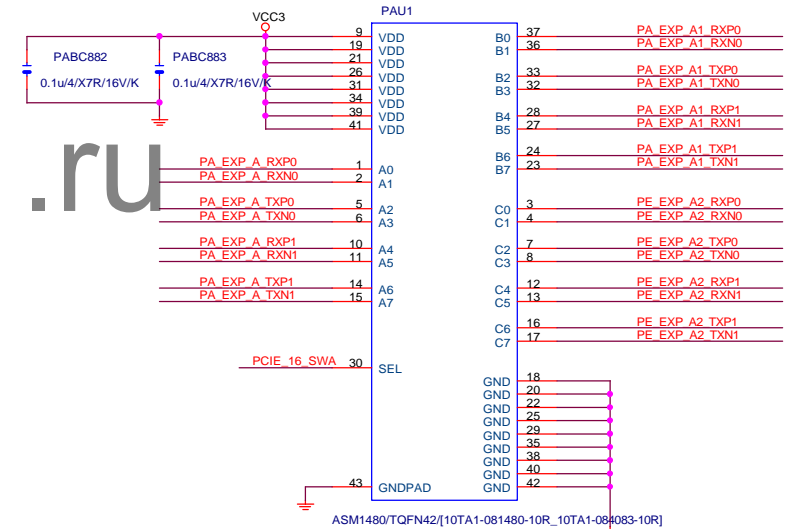
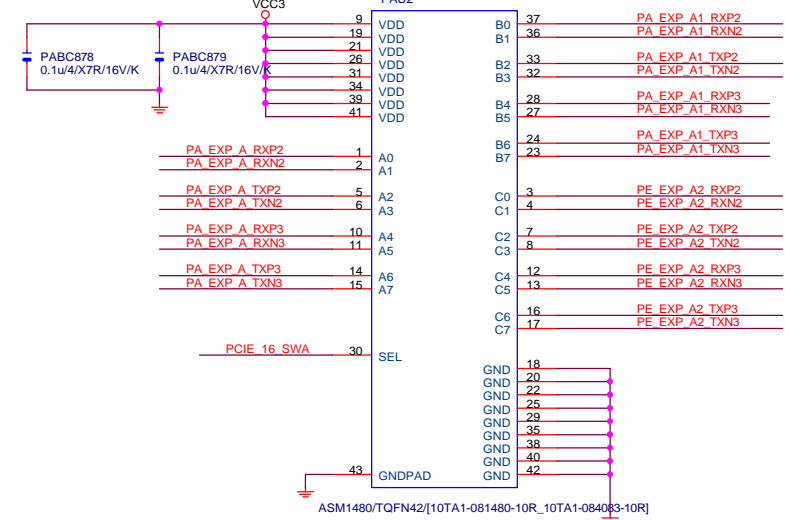
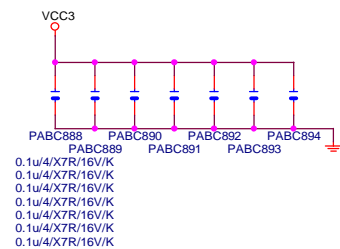
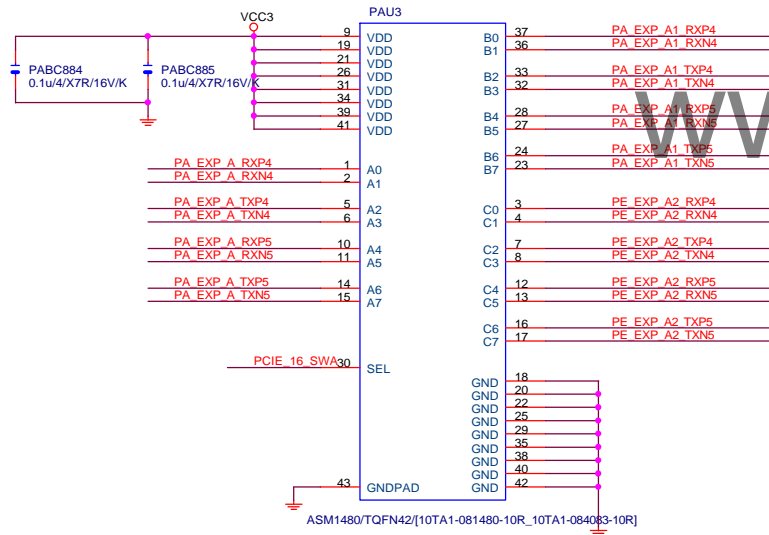


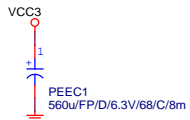
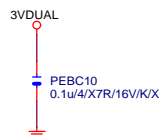
www.aitech1.ru






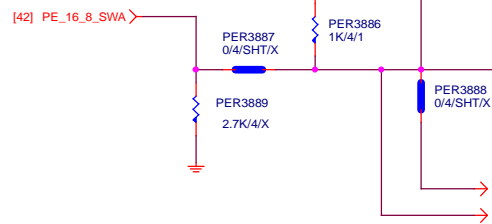
Function	SEL
A--> B	L
A--> C	H







PE\_EXP\_A2\_TXP0..7I >>> PE\_EXP\_A2\_TXP[0..7] [42]  
PE\_EXP\_A2\_TXN0..7I >>> PE\_EXP\_A2\_TXN[0..7] [42]

PE_EXP_A2_TXP7	PEC231	0.22u/4/X5R/6.3V/K	PE_EXP_A2_TXP7C
PE_EXP_A2_TXN7	PEC232	0.22u/4/X5R/6.3V/K	PE_EXP_A2_TXN7C
PE_EXP_A2_TXP6	PEC233	0.22u/4/X5R/6.3V/K	PE_EXP_A2_TXP6C
PE_EXP_A2_TXN6	PEC234	0.22u/4/X5R/6.3V/K	PE_EXP_A2_TXN6C
PE_EXP_A2_TXP5	PEC235	0.22u/4/X5R/6.3V/K	PE_EXP_A2_TXP5C
PE_EXP_A2_TXN5	PEC236	0.22u/4/X5R/6.3V/K	PE_EXP_A2_TXN5C
PE_EXP_A2_TXP4	PEC237	0.22u/4/X5R/6.3V/K	PE_EXP_A2_TXP4C
PE_EXP_A2_TXN4	PEC238	0.22u/4/X5R/6.3V/K	PE_EXP_A2_TXN4C
PE_EXP_A2_TXP3	PEC239	0.22u/4/X5R/6.3V/K	PE_EXP_A2_TXP3C
PE_EXP_A2_TXN3	PEC240	0.22u/4/X5R/6.3V/K	PE_EXP_A2_TXN3C
PE_EXP_A2_TXP2	PEC241	0.22u/4/X5R/6.3V/K	PE_EXP_A2_TXP2C
PE_EXP_A2_TXN2	PEC242	0.22u/4/X5R/6.3V/K	PE_EXP_A2_TXN2C
PE_EXP_A2_TXP1	PEC243	0.22u/4/X5R/6.3V/K	PE_EXP_A2_TXP1C
PE_EXP_A2_TXN1	PEC244	0.22u/4/X5R/6.3V/K	PE_EXP_A2_TXN1C
PE_EXP_A2_TXP0	PEC245	0.22u/4/X5R/6.3V/K	PE_EXP_A2_TXP0C
PE_EXP_A2_TXN0	PEC246	0.22u/4/X5R/6.3V/K	PE_EXP_A2_TXN0C







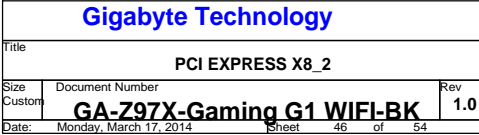
Function	SEL
A--> B	L
A--> C	H

**GIGABYTE™**

Title**PCI EXPRESS X16 SWITCH\_2**

SizeCustomDocument Number**GA-Z97X-Gaming G1 WIFI-BK**Rev**1.0**

DateMonday, March 17, 2014Sheet45 of 54



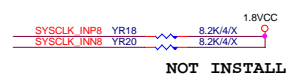
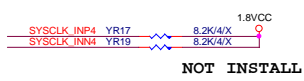


USB			
PA EXP A RXP0	V4	PEX_PETP16	V2
PA EXP A RXN0	V5	PEX_PERN16	V1
PA EXP A RXP1	U4	PEX_PETP17	U2
PA EXP A RXN1	U5	PEX_PETP17	U1
PA EXP A RXP2	R5	PEX_PETN17	R2
PA EXP A RXN2	R4	PEX_PETN18	R1
PA EXP A RXP3	P5	PEX_PETN18	P2
PA EXP A RXN3	P4	PEX_PETP19	P1
PA EXP A RXP4	M5	PEX_PETN19	M2
PA EXP A RXN4	M4	PEX_PETP20	M1
PA EXP A RXP5	L5	PEX_PETN20	L2
PA EXP A RXN5	L4	PEX_PETP21	L1
PA EXP A RXP6	J5	PEX_PETN21	J2
PA EXP A RXN6	J4	PEX_PETP22	J1
PA EXP A RXP7	H5	PEX_PETP23	H2
PA EXP A RXN7	H4	PEX_PETN23	H1
PA EXP A RXP8	D1	PEX_PETP24	A1
PA EXP A RXN8	D2	PEX_PETN24	A2
PA EXP A RXP9	D3	PEX_PETP25	B2
PA EXP A RXN9	D4	PEX_PETN25	B1
PA EXP A RXP10	E4	PEX_PETP26	B4
PA EXP A RXN10	E5	PEX_PETN26	A4
PA EXP A RXP11	D5	PEX_PETP27	B5
PA EXP A RXN11	E7	PEX_PETN27	A5
PA EXP A RXP12	D7	PEX_PETP28	B7
PA EXP A RXN12	E8	PEX_PETN28	A7
PA EXP A RXP13	D8	PEX_PETP29	B8
PA EXP A RXN13	E10	PEX_PETN29	A8
PA EXP A RXP14	D10	PEX_PETP30	B10
PA EXP A RXN14	E11	PEX_PETN30	A10
PA EXP A RXP15	D11	PEX_PETP31	B11
PA EXP A RXN15	E11	PEX_PETN31	A11
PB EXP B RXP0	V19	PEX_PETP32	V22
PB EXP B RXN0	V20	PEX_PETN32	V23
PB EXP B RXP1	U19	PEX_PETP33	U22
PB EXP B RXN1	U20	PEX_PETN33	U23
PB EXP B RXP2	R19	PEX_PETP34	R22
PB EXP B RXN2	R20	PEX_PETN34	R23
PB EXP B RXP3	P19	PEX_PETP35	P22
PB EXP B RXN3	P20	PEX_PETN35	P23
PB EXP B RXP4	M19	PEX_PETP36	M22
PB EXP B RXN4	M20	PEX_PETN36	M23
PB EXP B RXP5	L19	PEX_PETP37	L22
PB EXP B RXN5	L20	PEX_PETN37	L23
PB EXP B RXP6	J19	PEX_PETP38	J22
PB EXP B RXN6	J20	PEX_PETN38	J23
PB EXP B RXP7	H19	PEX_PETP39	H22
PB EXP B RXN7	H20	PEX_PETN39	H23
PB EXP B RXP8	E23	PEX_PETP40	B23
PB EXP B RXN8	E22	PEX_PETN40	A23
PB EXP B RXP9	D23	PEX_PETP41	B22
PB EXP B RXN9	D22	PEX_PETN41	A22
PB EXP B RXP10	E20	PEX_PETP42	B20
PB EXP B RXN10	D20	PEX_PETN42	A20
PB EXP B RXP11	E19	PEX_PETP43	B19
PB EXP B RXN11	D19	PEX_PETN43	A19
PB EXP B RXP12	E17	PEX_PETP44	B17
PB EXP B RXN12	D17	PEX_PETN44	A17
PB EXP B RXP13	E16	PEX_PETP45	B16
PB EXP B RXN13	E14	PEX_PETN45	A16
PB EXP B RXP14	D14	PEX_PETP46	B14
PB EXP B RXN14	E13	PEX_PETN46	A14
PB EXP B RXP15	D13	PEX_PETP47	B13
PB EXP B RXN15	D13	PEX_PETN47	A13

PEX\_REFCLK\_SSCP4  
PEX\_REFCLK\_SSCN4  
PEX\_REFCLK\_SSCP8  
PEX\_REFCLK\_SSCN8

www.aitech1.ru

PA EXP A RXP[0..7] >>> PA\_EXP\_A\_RXP[0..7] [42]  
PA EXP A RXN[0..7] >>> PA\_EXP\_A\_RXN[0..7] [42]  
  
PA EXP A TXP[0..7] >>> PA\_EXP\_A\_TXP[0..7] [42]  
PA EXP A TXN[0..7] >>> PA\_EXP\_A\_TXN[0..7] [42]  
  
PA EXP A RXP[8..15] >>> PA\_EXP\_A\_RXP[8..15] [41]  
PA EXP A RXN[8..15] >>> PA\_EXP\_A\_RXN[8..15] [41]  
  
PA EXP A TXP[8..15] >>> PA\_EXP\_A\_TXP[8..15] [41]  
PA EXP A TXN[8..15] >>> PA\_EXP\_A\_TXN[8..15] [41]  
  
PB EXP B RXP[0..7] >>> PB\_EXP\_B\_RXP[0..7] [44]  
PB EXP B RXN[0..7] >>> PB\_EXP\_B\_RXN[0..7] [44]  
  
PB EXP B TXP[0..7] >>> PB\_EXP\_B\_TXP[0..7] [44]  
PB EXP B TXN[0..7] >>> PB\_EXP\_B\_TXN[0..7] [44]  
  
PB EXP B RXP[8..15] >>> PB\_EXP\_B\_RXP[8..15] [45]  
PB EXP B RXN[8..15] >>> PB\_EXP\_B\_RXN[8..15] [45]  
  
PB EXP B TXP[8..15] >>> PB\_EXP\_B\_TXP[8..15] [45]  
PB EXP B TXN[8..15] >>> PB\_EXP\_B\_TXN[8..15] [45]



**GIGABYTE™**

Title

PEX8747S DOWNSTREAM SLOTS

Size

Custom

Document Number

GA-Z97X-Gaming G1 WIFI-BK

Rev

1.0

Date:

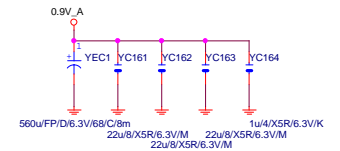
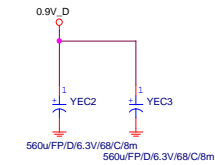
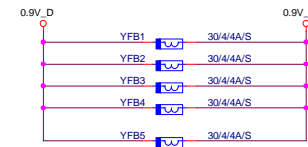
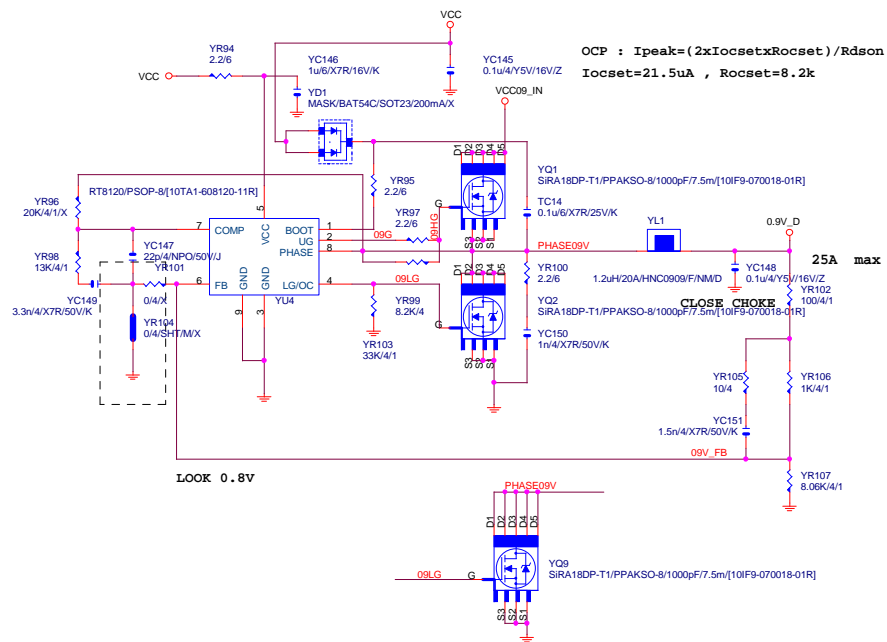
Monday, March 17, 2014

Sheet

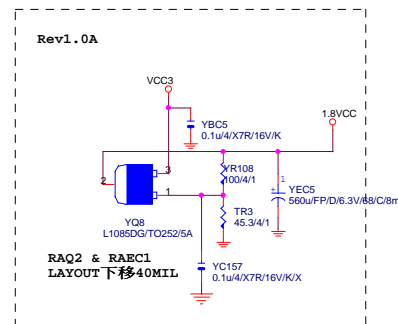
48 of 54







www.aitech1.ru

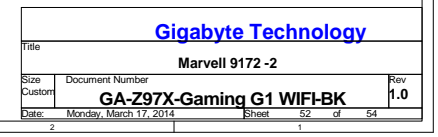


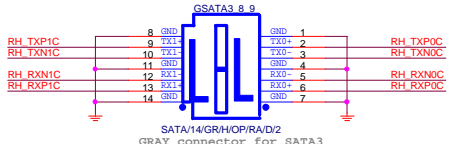
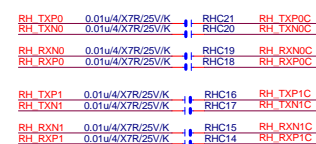
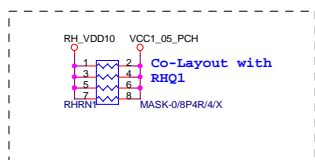
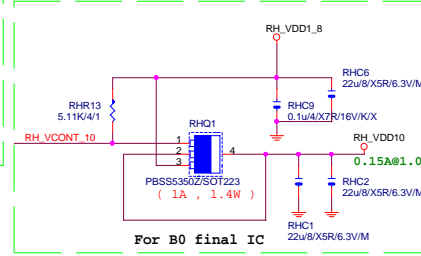
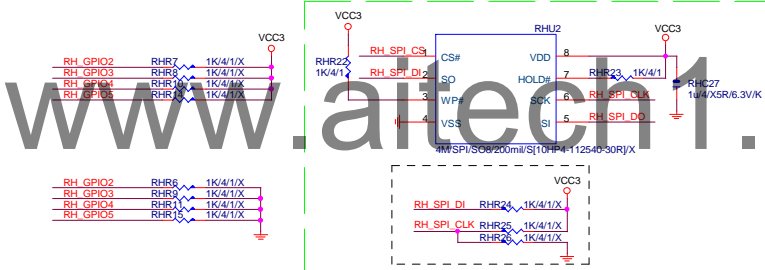
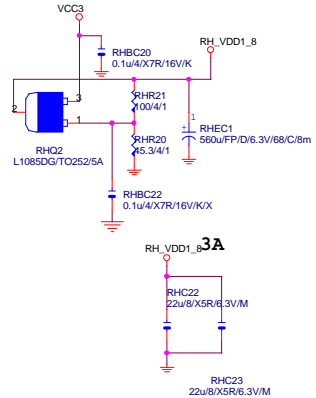
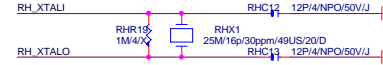
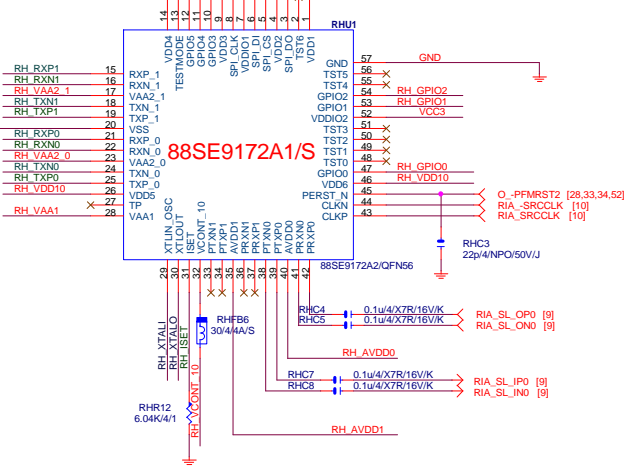
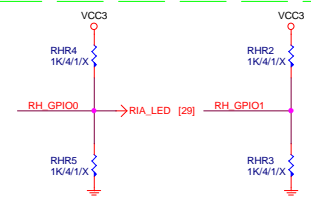
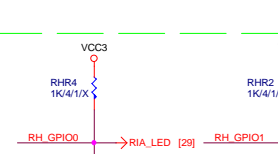
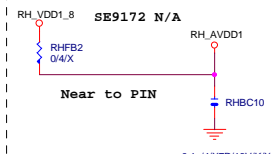

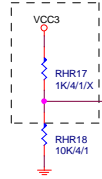
GIGABYTE™			
Title			
PEX8747 POWER DESIGN			
Size	Document Number	Rev	
Custom	GA-Z97X-Gaming G1 WIFI-BK	1.0	
Date:	Monday, March 17, 2014	Sheet	51 of 54

D

C

2

[illegible]



灰色  
connector

